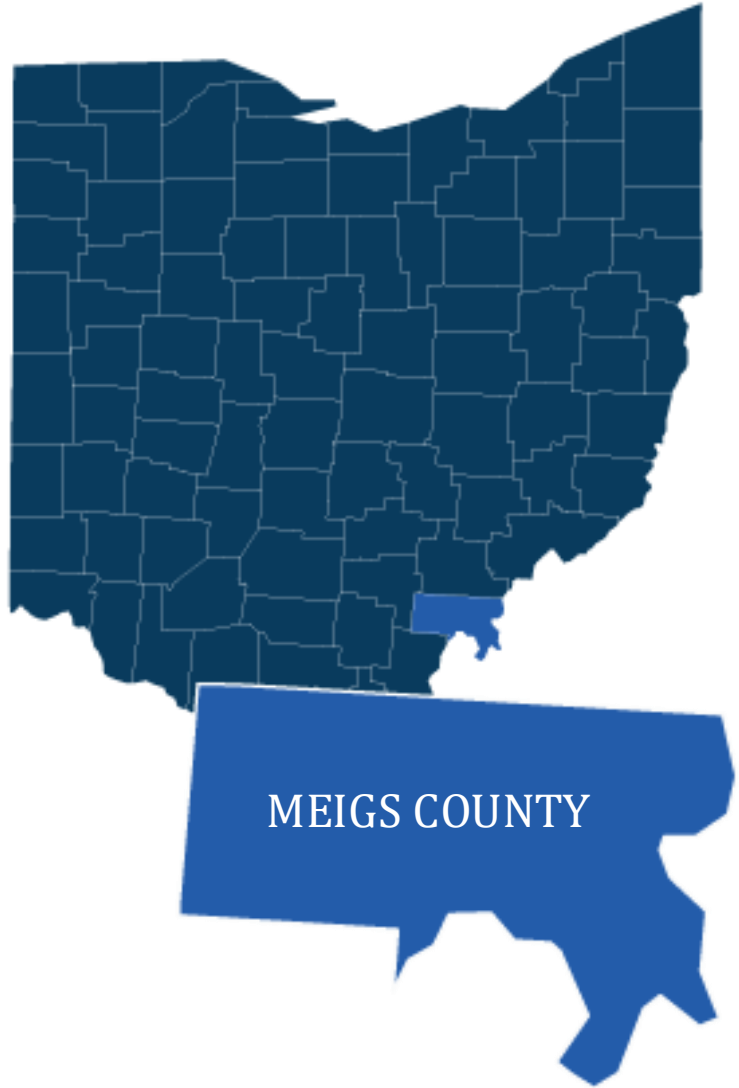


DELIVERED BY:



# 2026-2029 MEIGS COUNTY COMMUNITY HEALTH ASSESSMENT

PUBLISHED JANUARY 2026



# TABLE OF CONTENTS

<b>NOTE FROM MEIGS COUNTY HEALTH DEPARTMENT</b> .....	3
<b>ACKNOWLEDGMENTS</b> .....	4
<b>INTRODUCTION</b> .....	5
WHAT IS A COMMUNITY HEALTH ASSESSMENT (CHA)?	
OVERVIEW OF THE PROCESS	
<b>STEP 1: PLAN AND PREPARE FOR THE ASSESSMENT</b> .....	8
BRIEF SUMMARY OF 2023-2026 CHA	
2023-2026 PRIORITY HEALTH NEEDS AND IMPACT EVALUATION OF IMPLEMENTED STRATEGIES	
<b>STEP 2: DEFINING THE PN-5 SERVICE AREA</b> .....	11
DEMOGRAPHICS AT-A-GLANCE	
<b>STEPS 3-5: IDENTIFY, UNDERSTAND AND INTERPRET THE DATA</b> .....	17
PRIMARY & SECONDARY DATA COLLECTION	
KEY INFORMANT INTERVIEWS	
THINGS PEOPLE LOVE ABOUT THE COMMUNITY	
TOP COMMUNITY PRIORITIES	
COMMUNITY MEMBER SURVEY AND RANKING OF HEALTH NEEDS	
<b>2026 HEALTH NEEDS: COMMUNITY CONDITIONS (IN ORDER AS RANKED BY THE PUBLIC)</b> .....	24
#1: POVERTY AND EMPLOYMENT.....	25
#2: HOUSING AFFORDABILITY AND QUALITY.....	27
#3: HEALTH INSURANCE.....	30
#4: NUTRITION AND ACCESS TO HEALTHY FOODS.....	32
#5: UNMET NEED FOR MENTAL HEALTHCARE.....	34
#6: PHYSICAL ACTIVITY.....	36
#7: ACCESS TO CHILDCARE.....	38
#8: LOCAL ACCESS TO HEALTHCARE.....	40
#9: TOBACCO AND NICOTINE USE.....	42
#10: CRIME AND VIOLENCE.....	44
#11: EDUCATION.....	46
#12: ADVERSE CHILDHOOD EXPERIENCES (ACEs).....	48
<b>2026 HEALTH NEEDS: HEALTH OUTCOMES (IN ORDER AS RANKED BY THE PUBLIC)</b> .....	50
#1: OBESITY.....	51
#2: CANCER.....	53
#3: DRUG OVERDOSE DEATHS.....	55
#4: ADULT MENTAL HEALTH.....	57
#5: DIABETES.....	59
#6: HEART DISEASE.....	61
#7: YOUTH DRUG USE.....	63
#8: YOUTH MENTAL HEALTH.....	66
#9: CHILDHOOD CONDITIONS.....	68
#10: INFANT MORTALITY, MATERNAL MORBIDITY, AND PRE-TERM BIRTHS.....	70
<b>LEADING CAUSES OF DEATH</b> .....	72
<b>STEP 6: DOCUMENT, ADOPT/POST AND COMMUNICATE RESULTS</b> .....	74
<b>CONCLUSION AND NEXT STEPS</b> .....	76
<b>APPENDICES</b>	
APPENDIX A: IMPACT AND PROCESS EVALUATION.....	78
APPENDIX B: BENCHMARK COMPARISONS.....	85
APPENDIX C: KEY INFORMANT INTERVIEW PARTICIPANTS.....	87
APPENDIX D: COMMUNITY MEMBER SURVEY.....	89
APPENDIX E: QUICK REFERENCE GUIDE.....	93
APPENDIX F: PHAB REQUIREMENTS CHECKLIST.....	96

# A LETTER FROM MEIGS COUNTY

Meigs County Health Department (MCHD) strives to bring together people and organizations to improve community wellness. The Community Health Assessment (CHA) process is one way we can live out our mission. To fulfill this mission, we must be intentional about understanding the health issues that impact residents and work together to create a healthy community.



A primary component of creating a healthy community is assessing its needs and prioritizing them for maximum impact. In 2025, MCHD conducted a comprehensive CHA to identify primary health issues, current health status, and emerging health needs. The assessment results, completed and posted in early 2026, provide critical information to stakeholders positioned to improve the health of the region's residents. These findings also enable community members to measure impact, strategically establish priorities, develop targeted interventions, and align resources effectively.

MCHD and its many health partners conducted the CHA to measure and address the health status of the community. We collected both quantitative and qualitative data to make decisions on how to better meet the health needs of our community. We want to provide the best possible care for our residents, and we can use this report to guide us in our strategic planning and decision-making concerning future programs, clinics, and health resources.

The 2026-2029 Meigs County CHA would not have been possible without the support of numerous organizations and partners. It is vital that assessments such as this continue, so that we know where to direct our resources and use them in the most advantageous ways.

More importantly, the possibility of this report relied solely on the participation of individuals in our community who participated in interviews and completed health need prioritization surveys. We are grateful for those individuals who are committed to the health of the community, as we are, and take the time to share their health concerns, needs, praises, and behaviors.

The work of public health is a community job that involves individual facets, including our community members, working together to be a thriving community of health and well-being at home, work, and play.

# ACKNOWLEDGEMENTS

This Community Health Assessment (CHA) was made possible thanks to the collaborative efforts of Meigs County, community partners, local stakeholders, non-profit partners, and community residents. Their contributions, expertise, time, and resources played a critical part in the completion of this assessment.



## MEIGS COUNTY WOULD LIKE TO RECOGNIZE THE FOLLOWING ORGANIZATIONS FOR THEIR CONTRIBUTIONS TO THIS REPORT:

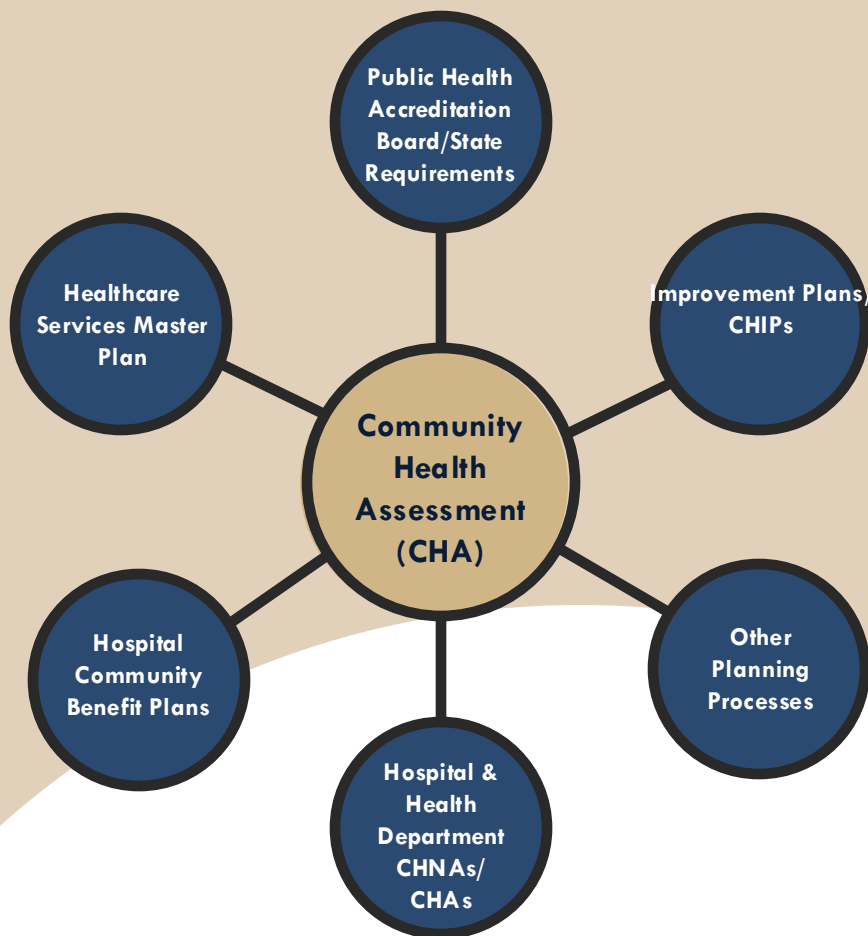
### COMMUNITY PARTNERS:

Alzheimer's Association  
Care Source  
Family and Children First Council  
Gallia Meigs Community Action Agency  
Gallia Jackson Meigs Alcohol Drug Addiction and Mental Health Board  
Holzer Health System  
Hopewell Health Center  
Integrated Services Behavioral Health  
Meigs County Board of Health  
Meigs County Department of Job and Family Services  
Meigs County Family and Children First Council  
Meigs County Health Department  
Meigs County Soil and Water  
Ohio Farm Bureau  
Ohio Health Wellness on Wheels  
Ohio State University Extension  
Ohio University Heritage Community Clinics  
Meigs County Veterans Services  
Village of Syracuse



## INTRODUCTION

# WHAT IS A COMMUNITY HEALTH ASSESSMENT?



A **COMMUNITY HEALTH ASSESSMENT (CHA)** is a tool that is used to guide community health improvement activities and for several other purposes. For health departments, it is used to identify and address key health needs and supports the requirements for accreditation through the Public Health Accreditation Board (PHAB) and other state requirements. The data from a CHA is also used to inform community decision-making: the prioritization of health needs and the development, implementation, and evaluation of a Community Health Improvement Plan (CHIP).



**Public Health**  
Prevent. Promote. Protect.

**Meigs County  
Health Department**

# OVERVIEW OF THE PROCESS



To produce a comprehensive Community Health Assessment (CHA), Meigs County Health Department (MCHD) followed a process that included the following steps:

**STEP 1: Plan and prepare for the assessment.**

**STEP 2: Define the Meigs County service area.**

**STEP 3: Identify data that describes the health and needs of the community.**

**STEP 4: Understand and interpret the data.**

**STEP 5: Interpret data and rank health needs.**

**STEP 6: Document, adopt/post, and communicate results.**



## **Affordable Care Act (Federal) Requirements**

Enacted on March 23, 2010, the Affordable Care Act (ACA) provided guidance at a national level for CHAs for the first time. Federal requirements included in the ACA stipulate that hospital organizations under 501(c)(3) status must adhere to new 501(r) regulations, one of which is conducting a Community Health Assessment (CHA) and Community Health Improvement Plan (CHIP) every three years.

## **Accreditation Requirements**

The Public Health Accreditation Board (PHAB) Standards & Measures serves as the official guidance for PHAB national public health department accreditation and includes requirements for the completion of CHAs and CHIPs for local health departments.

## **Ohio Department of Health Requirements**

The Ohio Department of Health (ODH) is required by state law to provide guidance to hospitals and local health departments on community health assessments and improvement plans. In July 2016, HB 390 (ORC 3701.981) was enacted by Ohio to improve population health planning in the state by identifying health needs and priorities by conducting a CHA and subsequently developing a CHIP to address those needs in the community. The following image shows the framework from ODH that this report followed while also adhering to federal requirements and the community's needs.

**THE 2026-2029 MEIGS COUNTY CHA MEETS ALL OHIO  
DEPARTMENT OF HEALTH AND FEDERAL REGULATIONS.**

# OVERVIEW

## OF THE PROCESS (CONTINUED)



The following graphic shows the health improvement framework that this report followed while adhering to the Public Health Accreditation Board (PHAB) requirements and the community's needs.

### Health Improvement Framework

**Equity** Health equity is achieved when all people in a community have access to affordable, inclusive, and quality infrastructure and services that, despite historical and contemporary injustices, allow them to reach their full health potential.

**Priorities** The State Health Improvement Plan (SHIP) identifies three priority factors (community conditions/social determinants or drivers of health) and three priority health outcomes that affect the overall health and well-being of children, families, and adults of all ages.

**What shapes our health and well-being?**  
Many factors, including these **3 SHIP priority factors\***:

**How will we know if health is improving in Ohio?**  
The SHIP is designed to track and improve these **3 SHIP priority health outcomes**:

**Community Conditions**

- Housing affordability and quality
- Poverty
- K-12 student success
- Adverse childhood experiences

**Health Behaviors**

- Tobacco/nicotine use
- Nutrition
- Physical activity

**Access to Care**

- Health insurance coverage
- Local access to healthcare providers
- Unmet need for mental healthcare

**Mental Health & Addiction**

- Depression
- Suicide
- Youth drug use
- Drug overdose deaths

**Chronic Disease**

- Heart disease
- Diabetes
- Childhood conditions (asthma, lead exposure)

**Maternal, Infant & Child Health**

- Preterm births
- Infant mortality
- Maternal morbidity

**All Ohioans residents achieve their full health potential**

- Improved health status
- Reduced premature death

**Vision:**  
**Ohio is a model of health, well-being, and economic vitality**

### Strategies

The SHIP provides state and local partners with a menu of effective policies and programs to improve performance on these priorities.

\* These factors are sometimes referred to as the social determinants of health or the social drivers of health.

## STEP 1

# PLAN AND PREPARE FOR THE ASSESSMENT



### **IN THIS STEP, MEIGS COUNTY HEALTH DEPARTMENT:**

- ✓ Determined who would participate in the needs assessment process
- ✓ Planned for community engagement
- ✓ Determined how the Community Health Assessment would be conducted
- ✓ Developed a preliminary timeline



**Public Health**  
Prevent. Promote. Protect.

**Meigs County  
Health Department**

# PLAN AND PREPARE

Meigs County Health Department began planning for the 2026-2029 Meigs County Community Health Assessment (CHA) in June 2025. They involved the health department leadership, kept partnership members informed of the assessment activities, allocated funds to the process, and most importantly, engaged the community through various established relationships with leaders of organizations and people populations, in collaboration with Moxley Public Health.

The assessment team worked together to formulate the multistep process of planning and conducting a CHA. They then formed a timeline for the process.

“

**A community health assessment and improvement planning process involves an ongoing collaborative, community-wide effort to identify, analyze, and address health problems.**

- Public Health Accreditation Board (PHAB)

”



# PREVIOUS COMMUNITY HEALTH ASSESSMENT (CHA) & COMMUNITY HEALTH IMPROVEMENT PLAN (CHIP) (2023-2026)

## BRIEF SUMMARY OF 2023-2026 CHA

In 2023, Meigs County Health Department (MCHD) and Get Healthy Meigs! (GHM!) conducted the previous Community Health Assessment (CHA). Significant health needs were identified from issues supported by primary and secondary data sources gathered for the CHA. The Community Health Improvement Plan (CHIP) report associated with the 2023-2026 CHA addressed Access to Care, Mental & Behavioral Health, and Health Behaviors (Physical Activity).



## PREVIOUS CHA AND CHIP AVAILABILITY TO THE PUBLIC

The previous CHA and CHIP were made widely available to the public on the following links:

**MCHD CHA:** <https://meigs-health.com/wp-content/uploads/2023/04/Community-Health-Assessment-2023.pdf>

**MCHD CHIP:** <https://meigs-health.com/wp-content/uploads/2024/01/Community-Health-Improvement-Plan-2023-2026.pdf>

## IMPACT EVALUATION OF 2023-2026 IMPLEMENTED STRATEGIES

In collaboration with community partners, Meigs County developed and approved a CHIP report for 2023–2026 to address the significant health needs identified in the 2023-2026 Meigs County CHA (Access to Care, Mental & Behavioral Health, and Health Behaviors). The workgroup, which included 17 GHM! members, reviewed and discussed the priority areas, reaching a unanimous agreement on these focus areas.

**Appendix A** describes the evaluation of the strategies that were planned in the 2023–2026 CHIP.



## STEP 2

# DEFINE THE MEIGS COUNTY SERVICE AREA



### **IN THIS STEP, MEIGS COUNTY HEALTH DEPARTMENT:**

- ✓ Described Meigs County's service area
- ✓ Determined the purpose of the needs assessment



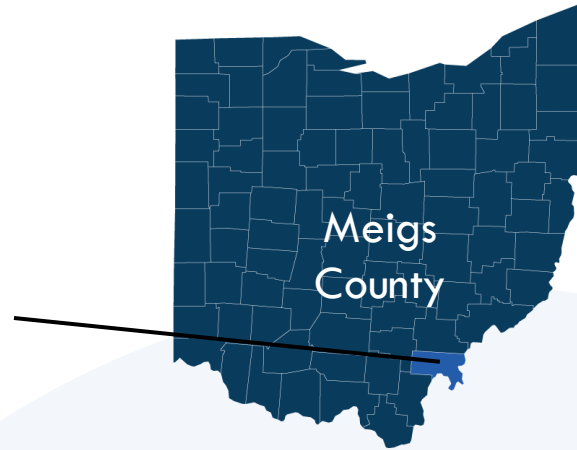
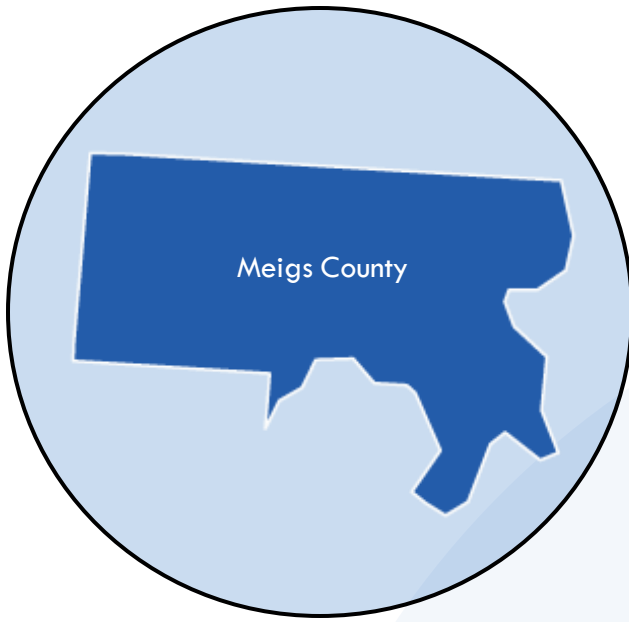
**Public Health**  
Prevent. Promote. Protect.

**Meigs County  
Health Department**

# DEFINING THE MEIGS COUNTY SERVICE AREA



For the purposes of this report, the Meigs County Health Department defines its primary service area as Meigs County, Ohio. While the county is part of the Holzer Health System’s broader multi-county service region, this report focuses specifically on Meigs County.



We currently serve a population of


**22,072**  
Meigs County

MEIGS COUNTY SERVICE AREA		
GEOGRAPHIC AREA	ZIP CODE	POPULATION
Chester	45720	N/A
Langsville	45741	N/A
Long Bottom	45743	N/A
Middleport	45760	2,208
Pomeroy	45769	1,573
Portland	45770	N/A
Racine	45771	683
Reedsville	45772	N/A
Rutland	45775	427
Shade	45776	N/A
Syracuse	45779	781
Tupper Plains	45783	498

Source: U.S. Census Bureau, American Community Survey, DP05, 2023 5-year estimate. <http://data.census.gov>

\*N/A indicates data were not available or not reported for the specified year.

# MEIGS COUNTY DEMOGRAPHICS



Population data for Meigs County shows a **decrease** in population from 2020 to 2023, while Ohio showed a 0.9% rate of population **growth**.

TOTAL POPULATION AND CHANGE IN POPULATION			
2020 - 2023			
Service Area	Total population, 2020	Total population, 2023	Change in population, 2020-2023
Meigs County	22,974	22,072	-3.9%
Ohio	11,675,275	11,780,046	0.9%

Source: U.S. Census Bureau, American Community Survey, DP05, 2020 5-year estimate. <http://data.census.gov>



**YOUTH AGES 0-18 AND SENIORS  
65+ MAKE UP  
43% OF THE  
POPULATION**

IN THE MEIGS COUNTY SERVICE AREA

Meigs County has a **slightly lower** percentage of children and youth (20.8%) and a **slightly higher** percentage of seniors ages 65+ (20.7%) in the service area, when compared to Ohio.

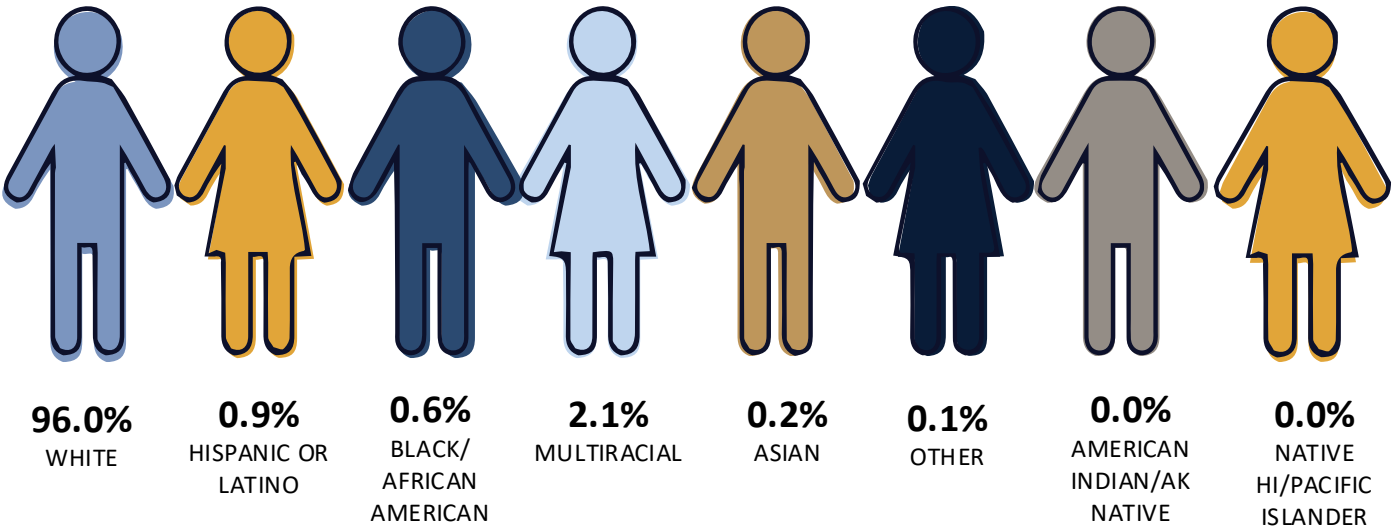
POPULATION BY YOUNG AND OLD			
YOUTH AGES 0 -18 AND SENIORS AGES 65+			
Service Area	Total Population	Youth Ages 0–18	Seniors Ages 65+
Meigs County	22,072	20.8%	20.7%
Ohio	11,780,046	22.2%	17.9%

Source: U.S. Census Bureau, American Community Survey, DP05, 2023 5-year estimate. <http://data.census.gov>

The majority of the population in the service area (96.0%) identifies as non-Hispanic-White/Caucasian, with 2.0% of the population identifying as multiracial (two-or-more races), and 0.6% who identify as non-Hispanic Black/African-American.

RACE/ETHNICITY		
Population	Meigs County Service Area	Ohio
White, non-Hispanic	96.0%	76.5%
Multiracial	2.1%	3.9%
Black/African American, non-Hispanic	0.6%	12.1%
Hispanic or Latino	0.9%	4.6%
Asian, non-Hispanic	0.2%	2.4%
American Indian/Alaska (AK) Native, non-Hispanic	0.0%	0.1%
Native Hawaiian/Pacific Islander, non-Hispanic	0.0%	0.0%
Some other race, non-Hispanic	0.1%	0.4%

Source: U.S. Census Bureau, American Community Survey, DP05, 2023 5-year estimate. <http://data.census.gov>





**1.1% OF THE POPULATION**  
 IN MEIGS COUNTY SPEAKS A LANGUAGE OTHER THAN  
 ENGLISH , AND **0.7%** OF RESIDENTS WERE BORN OUTSIDE  
 OF THE UNITED STATES.

LANGUAGE SPOKEN AT HOME		
Service Area	English Only	Language other than English
Meigs County	98.9%	1.1%
Ohio	92.3%	7.7%

FOREIGN-BORN RESIDENTS AND CITIZENSHIP		
Service Area	Meigs County	Ohio
Foreign born	0.7%	5.0%

Source: U.S. Census Bureau, American Community Survey, DP02, 2023 5-year estimate. <http://data.census.gov>



**MEIGS COUNTY SERVES  
 1,788 VETERANS**

Veterans make up 8.1% of the civilian population ages 18 and older in the service area, a rate that **exceeds** the statewide percentage in Ohio.

VETERAN STATUS	
Service Area	Percent
Meigs County	8.1%
Ohio	6.8%

Source: U.S. Census Bureau, American Community Survey, DP02, 2023 5-year estimate. <http://data.census.gov>

# LIFE EXPECTANCY AT BIRTH



Life expectancy in Meigs County is **lower** than the state average. The county also has a higher rate of premature deaths (deaths among residents under age 75 per 100,000 population, age-adjusted) compared to Ohio overall.

LIFE EXPECTANCY, PREMATURE MORTALITY, AND PREMATURE DEATH		
AGE-ADJUSTED, 2021-2023		
Health Measure	Meigs	Ohio
Life expectancy (years)	70.8	75.2
Premature age-adjusted mortality (number of deaths among residents under age 75, per 100,000 population (age-adjusted))	639.9	470.8

Source: County Health Rankings & Roadmaps 2025. [www.countyhealthrankings.org](http://www.countyhealthrankings.org).



## STEPS 3, 4 & 5

# IDENTIFY, UNDERSTAND, AND INTERPRET THE DATA AND RANK HEALTH NEEDS



### **IN THIS STEP, MEIGS COUNTY HEALTH DEPARTMENT:**

- ✓ Reviewed secondary data for initial priority health needs
- ✓ Collected primary data through interviews and a community member survey
- ✓ Collected community input and feedback
- ✓ Reviewed prior assessments and reports
- ✓ Analyzed and interpreted the data
- ✓ Identified disparities and current assets
- ✓ Identified barriers or social determinants of health
- ✓ Identified and understood causal factors
- ✓ Established criteria for setting priorities
- ✓ Ranked health needs
- ✓ Identified available resources
- ✓ Determined resource opportunities

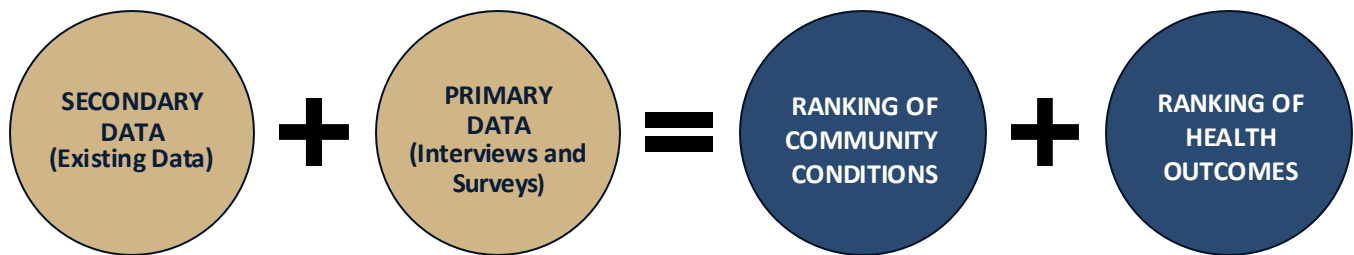


**Public Health**  
Prevent. Promote. Protect.

**Meigs County  
Health Department**



# UNDERSTANDING RANKING OF HEALTH NEEDS



**COMMUNITY CONDITIONS** (OR SOCIAL DETERMINANTS OF HEALTH OR BARRIERS TO HEALTH) are components of someone’s environment, policies, behaviors, and healthcare that affect the health outcomes of residents of a community. Examples include housing, crime/violence, access to healthcare, transportation, access to childcare, nutrition and access to healthy foods, economic stability, etc.

**HEALTH OUTCOMES** are health results, diseases, or changes in the human body. (Examples include chronic diseases, mental health, suicide, injury, and maternal/infant health).

**IN ORDER TO ALIGN WITH THE OHIO DEPARTMENT OF HEALTH’S INITIATIVE TO IMPROVE HEALTH, WELL-BEING, AND ECONOMIC VITALITY, MEIGS COUNTY HEALTH DEPARTMENT INCLUDED THE STATE OF OHIO’S PRIORITY CONDITIONS AND HEALTH OUTCOMES WHEN ASSESSING THE COMMUNITY.**

# PRIMARY & SECONDARY DATA DATA COLLECTION



## ASSESSING HEALTH NEEDS THROUGH COMMUNITY DATA COLLECTION

Health needs were assessed through a review and analysis of the secondary (existing) health data, interviews with community leaders, and a community survey (primary data collection). Priority health needs were identified using the following criteria.

### Criteria for Identification of Priority Health Needs:

1. The ranking of the problem using data from the community survey and interviews with residents.
2. The seriousness of the problem is indicated by secondary data.
3. The identification of how the health need affects sub-populations within the community.

Furthermore, the health need indicators of the Meigs County Service Area identified in the secondary data were measured against benchmark data, specifically state rates, national rates, and/or Healthy People (HP) 2030 objectives. HP 2030 benchmark data can be seen in **Appendix B**.

The health needs were assessed through the primary data collection – key informant interviews and a community member survey. The information and data from both the secondary and primary data collection inform this CHA report and the decisions on health needs that Meigs County Health Department (MCHD) will address in its Community Health Improvement Plan (CHIP).

The data collection process was designed to comprehensively identify the priority issues in the community that affect health, solicit information on disparities among subpopulations, ascertain community assets to address needs, and uncover gaps in resources.

## REVIEW OF PRIOR CHA DATA

To build upon the work initiated previously, the 2023-2026 CHA was reviewed. When making decisions for the 2027-2029 CHIP, previous efforts will be reviewed and built upon.

## SECONDARY DATA DEFINITIONS

**Behavioral Risk Factor Surveillance System (BRFSS) Region 14:** Athens, Gallia, Jackson, Lawrence, Meigs, and Vinton Counties are part of Ohio's BRFSS Region 14.

**Ohio Healthy Youth Environments Survey (OHYES!):** The OHYES! Survey was conducted for the Gallia-Jackson-Meigs Board (2023-2024).

## 2026 HEALTH NEEDS TO BE ASSESSED:

- Access to healthcare (primary, dental/oral, and mental)
- Chronic diseases (asthma, cancer, diabetes, heart disease, etc.)
- Community conditions (housing, education, income/poverty, internet access, transportation, adverse childhood experiences, access to childcare, food insecurity, etc.)
- Environmental conditions (air and water quality, vector-borne diseases, etc.)
- HIV/AIDS and Sexually Transmitted Infections (STIs)
- Injury
- Leading causes of death
- Maternal, infant, and child health (infant and maternal morbidity/mortality, etc.)
- Mental health (depression/suicide, etc.)
- Nutrition and physical health
- Preventive care and practices
- Substance use (alcohol and drugs, etc.)
- Tobacco and nicotine use

**The data collected will ultimately inform the decisions on priority health needs that the Meigs County Health Department will address in the CHIP.**

*This report will focus on presenting county-level data where available. The geography used will be specified when county-level data is not available.*

*Secondary data was collected for this report in Spring 2025. The most up-to-date data available at the time was collected and included in this CHA report. Please refer to the References section.*



# PRIMARY DATA COLLECTION

## KEY INFORMANT INTERVIEWS

Key informant interviews were used to gather information and opinions from persons who represent the broad interests of the community. Between March and September 2025, Moxley Public Health spoke with **5 experts** from various organizations serving the Meigs County service area, including leaders and representatives of medically underserved, low-income, and minority populations, as well as other local departments or agencies.

Interviewees/stakeholders, their titles, and organizations can be found in **Appendix C**.

KEY INFORMANT INTERVIEW QUESTIONS:
<b>Broad questions asked at the beginning of the interview</b>
What are some of the major health issues affecting individuals in the communities served by Meigs County?
What are the most important socioeconomic, behavioral, or environmental conditions that impact health in the area?
Who are some of the populations in the area that are not regularly accessing healthcare and social services? Why?
<b>Questions asked for each health need:</b>
What are the issues/challenges/barriers faced for the health need?
Are there specific sub-populations and areas in the community that are most affected by this need?
Where do community residents go to receive help or obtain information for this health need? (resources, programs, and/or community efforts)

## THINGS PEOPLE LOVE ABOUT THE COMMUNITY FROM INTERVIEWS

***"We are a very small rural area, so we have a close, tight-knit community. Everyone is great about helping one another."***

- Community Member Interview from Meigs County

***"I feel at home in Meigs County. It's a great place to live and raise a family. I have roots here, and it's just overall a good community."***

- Community Member Interview from Meigs County

***"I think what makes our community special is that we are all neighbors helping neighbors."***

- Community Member Interview from Meigs County


***"I love the beauty of the area, the culture of our community, and the way everyone works together."***

- Community Member Interview from Meigs County

***"We have a lot of activities at the library, schools, and in the park that is great for my children and my family."***

- Community Member Interview from Meigs County

# TOP PRIORITY HEALTH NEEDS FROM KEY INFORMANT INTERVIEWS



## Major health issues impacting the community:

- Local access to care
- Mental health
- Addiction and substance use
- Poverty and Employment
- Preventative practices
- Chronic Diseases

***“Our level of crime and violence is related to drug activity. Usually, individuals are abusing drugs or found in possession.”***

- Community Member Interview  
from Meigs County

***“Access to care is challenging due to finances. Our county, compared to nearby areas and the state, have a lower household income. So, many folks don’t have the means to afford care.”***

- Community Member Interview  
from Meigs County

***“Cancer just seems to hit everyone here. We have several power plants surrounding us, and I think that plays a big factor in those who develop cancer in our community.”***

- Community Member Interview  
from Meigs County

## Sub-populations in the area that face barriers to accessing healthcare and social services:

- Low-income
- Elderly
- Young people
- Rural communities

## Resources people use in the community to address their health needs:

- Job and Family Services
- Hopewell Health Centers
- Holzer Health System
- Food pantries

***“Mental health and addiction go hand in hand. Mental health has expanded in kids, and addiction in adults.”***

- Community Member Interview  
from Meigs County

***“There is a disconnect between companies hiring and people looking for work. Ever since COVID, there has been an employment shortage, and people are working less.”***

- Community Member Interview  
from Meigs County

# PRIMARY DATA COLLECTION

## COMMUNITY MEMBER SURVEY




Before each key informant interview, participants were asked to complete a short survey to help rank the health needs identified by secondary data collection. Additionally, Moxley Public Health asked the health department and county leadership to share the **Meigs County Health Department Health Need Prioritization Survey** with community members. This generated **290** responses from Meigs County residents. Respondents were asked to rank both the health conditions that contribute to disease, as well as the resulting health outcomes in their county. Below are the results from those responses.

### PRIORITY COMMUNITY CONDITIONS RANKED IN COMMUNITY MEMBER SURVEY (BY MEIGS COUNTY RESIDENTS)

#1	Poverty and employment
#2	Housing affordability/quality
#3	Health insurance
#4	Nutrition and access to healthy foods
#5	Unmet need for mental healthcare
#6	Physical activity
#7	Access to childcare
#8	Local access to healthcare
#9	Tobacco and nicotine use
#10	Crime and violence
#11	Education (K-12 student success)
#12	Adverse childhood experiences

### PRIORITY HEALTH OUTCOMES RANKED IN COMMUNITY MEMBER SURVEY (BY MEIGS COUNTY RESIDENTS)

#1	Obesity
#2	Cancer
#3	Drug overdose deaths
#4	Adult mental health (includes suicide and depression)
#5	Diabetes
#6	Heart disease
#7	Youth drug use
#8	Youth mental health (includes suicide and depression)
#9	Childhood conditions (asthma and lead)
#10	Infant mortality/maternal morbidity/preterm births



## HEALTH NEEDS

# COMMUNITY CONDITIONS



### HEALTH NEEDS: COMMUNITY CONDITIONS

The following pages rank the community conditions category of health needs, which include the social determinants of health, health behaviors, and access to care. They are ranked and ordered according to the community member survey as seen on **page 23** (note that not every health need has its own section, and some health needs have been combined to form larger categories, such as access to healthcare). Each health need section includes a combination of different data sources collected from our community: secondary (existing) data, and primary (new) data – from the community member survey and key informant interviews with community leaders. Priority populations who are most affected by each health need and experience health disparities are also shown. Finally, where applicable, Healthy People 2030 Goals are highlighted, including the performance of Meigs County and the state compared to the benchmark goal.



**Public Health**  
Prevent. Promote. Protect.

**Meigs County**  
Health Department

# #1 HEALTH NEED: POVERTY AND EMPLOYMENT



Meigs County has a **higher rate** of poverty among children, female Head of Households (HoHs), and seniors. Nearly half of the county live below 200% of the poverty line.

*Kelli Coughlin Schoen, Katie Murphy, and Amanda White. "Assessing the Impact of the Meigs County Health Department: A Social Return on Investment Analysis." Ohio University's Voinovich School of Leadership and Public Service, 2025*

POVERTY LEVEL OF CHILDREN, SENIORS, AND FEMALE HoH			
UNDER AGE 18; SENIORS AGES 65+; AND FEMALE HoH			
Service Area	Children	Seniors	Female HoHs with Children
Meigs County	28.3%	15.6%	43.7%
Ohio	18.0%	9.5%	38.4%

Source: U.S. Census Bureau, American Community Survey, DP03, 2023 5-year estimate. <http://data.census.gov>

Among individuals enrolled in the Supplemental Nutrition Assistance Program (SNAP), utilization rates among seniors are significantly higher compared to the general population and female-headed households (HoHs) in both Meigs County and Ohio.



SNAP/Food Stamp Benefit Utilization 2023			
Service Area	Adults	Female HoH	Seniors (60+)
Meigs County	24.8%	25.9%	47.4%
Ohio	12.4%	34.6%	36.4%

Source: U.S. Census Bureau, American Community Survey, B14005, 2023 5-year estimate. <http://data.census.gov>

# #1 HEALTH NEED: POVERTY AND EMPLOYMENT



## FINDINGS FROM OUR COMMUNITY:

- 64% of community survey respondents ranked poverty and employment as a priority health need.
- Multiple interviewees reported that there is a lack of employment opportunities and a lack of openings that are not entry-level.
- The community expressed concern for children living in poverty.

## PRIORITY POPULATIONS MOST AFFECTED:

- Seniors experience the highest poverty rates in the service area.
- In the community survey, the following groups were more likely to rate poverty and employment as a concern:
  - People from the 45771 and 45769 ZIP Codes
  - Lower-income people (less likely to be employed full-time)
  - Less educated people (less likely to be employed full-time and more likely to be lower income)
  - Females (more likely to report a lower household income)
  - People ages 55-64 (more likely to report a lower household income)



***We see people filling out applications and wanting to have a job, wanting a fresh start, and wanting to work. But they're not getting hired.***

- Community Member Interview  
from Meigs County



## INTERVIEW FINDINGS:

### Top issues/barriers:

- Employment quality issues
- Public assistance challenges
- Lack of jobs available

### Sub-populations most affected:

- Elderly
- Low-income
- Rural communities

### Top resources, services, programs, and/or community efforts:

- See Appendix E

## SUGGESTIONS FROM OUR COMMUNITY:

- Provide job training and recovery-to-work support for residents in treatment.
- Promote post-secondary education access and affordability.
- Address employment barriers caused by rural infrastructure gaps.
- Expand childcare availability and affordability to support workforce participation.

# #2 HEALTH NEED

## HOUSING AFFORDABILITY & QUALITY



**Substandard housing can affect the health and safety of residents and neighbors, increasing the risk of illness, social isolation, and poor mental health.**

Severe housing problems can significantly impact health, safety, and overall quality of life. These issues are defined by the presence of at least one of four key housing challenges: **overcrowding, high housing costs, lack of kitchen facilities, or lack of plumbing facilities.**

The table on the right provides a snapshot of the percentage of households experiencing one or more of these conditions in Meigs County.

<b>HOUSEHOLDS WITH SEVERE HOUSING PROBLEMS 2017-2021</b>	
<b>Service Area</b>	<b>Households with at least 1 of 4 housing problems</b>
Meigs County	12.0%
Ohio	12.7%

Source: County Health Rankings & Roadmaps 2025. [www.countyhealthrankings.org](http://www.countyhealthrankings.org).

<b>HOUSEHOLDS THAT SPEND 50% OR MORE OF INCOME ON HOUSING 2017-2021</b>	
<b>Service Area</b>	<b>Percent</b>
Meigs County	10.5%
Ohio	11.8%

Source: County Health Rankings & Roadmaps 2025. [www.countyhealthrankings.org](http://www.countyhealthrankings.org).

# #2 HEALTH NEED HOUSING AFFORDABILITY & QUALITY



**16.2% of the Meigs County households are seniors who live alone, which is higher than the state rate of Ohio (13.1%).**

Seniors living alone may be isolated and lack adequate support systems.

Source: U.S. Census Bureau, American Community Survey, DP02, 2023 5-year estimate. <http://data.census.gov>

In a well-functioning housing market, there is a need for vacant units (both for sale and for rent) to enable prospective buyers or renters to find a unit matching their needs and to give prospective sellers the confidence to list their homes. Freddie Mac estimated that the vacancy rate should be **13% from 2018-2023** to allow for these needs to be met.

**Neither** the state of Meigs nor Ohio meet the estimated vacancy rate from Freddie Mac. Meigs County's vacancy rates (**17.7% and 16.8%**) are **higher** than the benchmark, while Ohio's rates (**10.3% and 8.4%**) are **lower**.

## VACANT HOUSEHOLDS AND HOUSING UNITS

Service Area	Vacancy Rate	
	2018	2023
Meigs County	17.7%	16.8%
<b>Ohio</b>	<b>10.3%</b>	<b>8.4%</b>

Sources:

- U.S. Census Bureau, American Community Survey, DP04, 2018 5-year estimate. <http://data.census.gov>
- U.S. Census Bureau, American Community Survey, DP04, 2023 5-year estimate. <http://data.census.gov>
- Freddie Mac, "U.S. Economy Remains Resilient with Strong Q3 Growth," 2024. <https://www.freddiemac.com/research/forecast/20241126-us-economy-remains-resilient-with-strong-q3-growth>

# #2 HEALTH NEED

## HOUSING AFFORDABILITY & QUALITY



### FINDINGS FROM OUR COMMUNITY:

- 54% of community survey respondents ranked housing affordability and quality as a priority health need.
- Every interview respondent passionately said that the region needs more affordable and quality housing for all socioeconomic levels.
- Young adults and young families lack access to housing due to high rent prices and low availability.
- More housing is needed for senior citizens.

### PRIORITY POPULATIONS MOST AFFECTED:

- In the community survey, the following groups were more likely to rate housing affordability and quality as a concern:
  - People aged 45-54 years old
  - People with just a high school education or equivalent

“*There isn't enough housing for those in poverty or for those that aren't. The cost of living is too expensive across the board.*”

- Community Member Interview  
from Meigs County

### INTERVIEW FINDINGS:

#### Top issues/barriers :

- Housing availability
- Housing affordability
- Housing quality

#### Sub-populations most affected:

- Elderly
- Low-income population
- Families, the homeless, and young adults

#### Top resources, services, programs, and/or community efforts:

- See Appendix E

### SUGGESTIONS FROM OUR COMMUNITY:

- Increase the availability of affordable housing units in the community.
- Develop specialized housing for individuals with behavioral health needs.
- Improve housing quality through rehabilitation programs and code enforcement.
- Expand emergency housing and homelessness prevention services.

# #3 HEALTH NEED

## HEALTH INSURANCE



Health insurance coverage is considered a key component in ensuring access to healthcare.

### HEALTH INSURANCE COVERAGE

CHILDREN AGES 0-18 AND ADULTS AGES 19-64

Service Area	Total Population	Children Ages 0-18	Adults Ages 19-64
Meigs County	92.9%	97.5%	88.7%
<b>Ohio</b>	<b>93.6%</b>	<b>95.3%</b>	<b>91.2%</b>

Source: U.S. Census Bureau, American Community Survey, DP03, 2023 5-year estimate. <http://data.census.gov>

**CHILDREN:** The Meigs County service area and Ohio **exceed** the Healthy People 2030 goal that says 96.8% of all children in the U.S. should have health insurance.

**ADULTS:** Healthy People 2030 says that 91.2% of all adults should have insurance. Overall, Meigs County **does not meet** this objective, while Ohio **meets** it.

# #3 HEALTH NEED

## HEALTH INSURANCE



### FINDINGS FROM OUR COMMUNITY:

- **48%** of community survey respondents ranked health insurance as a priority health need.
- The community expressed concern that health insurance coverage contributes to being able to access healthcare, as residents may avoid accessing care due to a lack of coverage or coverage not being sufficient.
- Interviewees expressed that affordability and lack of good health insurance are key issues.
- Residents with Medicaid may experience barriers to care, especially because some providers do not accept Medicaid.

### PRIORITY POPULATIONS MOST AFFECTED:

- Uninsured/underinsured and low-income individuals may face barriers to care in terms of cost and timeliness.
- In the community survey, the following groups were more likely to rate health insurance as a concern:
  - Lower-income people
  - Less educated people
  - People ages 45-54
  - People with diabetes and/or hypertension

“

***Many people fall through the cracks, because they don't qualify for government benefits based on income or their job doesn't provide health insurance. This makes coverage difficult depending on wages and affordability.***

- Community Member Interview  
from Meigs County

”

### INTERVIEW FINDINGS:

#### Top issues/barriers:

- Coverage gaps
- Accessibility challenges
- Affordability barriers
- Employer insurance barriers
- Government insurance challenges

#### Sub-populations most affected:

- Blue-collar workers
- Low-income
- Part-time workers
- Elderly
- Medicare population

#### Top resources, services, programs, and/or community efforts:

- See Appendix E

### SUGGESTIONS FROM OUR COMMUNITY:

- Expand outreach and education about available insurance coverage options.
- Address coverage gaps for low-income residents who do not qualify for Medicaid.
- Improve the affordability of insurance premiums and out-of-pocket costs.
- Simplify enrollment processes for government insurance programs.

# #4 HEALTH NEED

## NUTRITION AND ACCESS TO HEALTHY FOODS



In 2019, **14.9%** of adults in Meigs County were low-income and lived far from a grocery store, **more than twice** the Ohio rate of 7.0%.

Additionally, BRFSS Region 14, which includes Meigs County, reported a 16.0% malnutrition rate in 2023, **slightly higher** than the Ohio average of 12.9%.

PREVALENCE OF MALNUTRITION	
ADULTS (18+), 2023	
SERVICE AREA	Percent by Ohio BRFSS Region 14, 2023
Meigs County	16.0%
<b>Ohio</b>	<b>12.9%</b>

LIMITED ACCESS TO HEALTHY FOOD	
ADULTS (18+), 2019	
SERVICE AREA	Percent who are low-income and do not live near a grocery store
Meigs County	14.9%
<b>Ohio</b>	<b>7.0%</b>

Source: Ohio Behavioral Risk Factor Surveillance System: 2023 Annual Report. Chronic Disease Epidemiology and Evaluation Section, Bureau of Health Improvement and Wellness, Ohio Department of Health, 2025.

Source: County Health Rankings & Roadmaps 2025. [www.countyhealthrankings.org](http://www.countyhealthrankings.org).



# #4 HEALTH NEED

## NUTRITION AND ACCESS TO HEALTHY FOODS



### FINDINGS FROM OUR COMMUNITY:

- 46% of community survey respondents ranked nutrition and access to healthy foods as a priority health need.
- There is limited availability in the region to buy healthy foods.
- The community expressed that there are high levels of obesity in the community.
- Fast food's low cost and convenience make it a common food choice.

### PRIORITY POPULATIONS MOST AFFECTED:

- In the community survey, the following groups were more likely to rate access to healthy foods as a concern:
  - Higher-income people
  - More educated people
  - People with diabetes and/or hypertension

“

*There are a lot of children who don't know when their next meal is coming, which worries me.*

- Community Member Interview  
from Meigs County

”

### INTERVIEW FINDINGS:

#### Top issues/ barriers:

- Cost barriers to healthy foods
- Lack of nutrition education
- Food insecurity
- Limited access

#### Sub-populations most affected:

- Low-income population
- Children
- Homeless population

#### Top resources, services, programs, and/or community efforts:

- See Appendix E

### SUGGESTIONS FROM OUR COMMUNITY:

- Provide cooking and nutrition education programs in schools and community settings.
- Expand food assistance programs to reduce financial barriers to healthy food.
- Increase the availability of grocery stores and farmers' markets offering fresh, healthy foods.
- Address the cost disparity between healthy and unhealthy food options.
- Support food pantries in offering more fresh and nutritious food options.

# #5 HEALTH NEED UNMET NEED FOR MENTAL HEALTHCARE



**Mental health providers** include psychiatrists, clinical psychologists, clinical social workers, psychiatric nurse specialists, and marriage and family therapists who meet certain qualifications.

According to the Health Resources & Services Administration, Meigs County has **less access to mental health providers** than the state of Ohio overall.

## RATIO OF POPULATION TO MENTAL HEALTH PROVIDERS



Source: County Health Rankings & Roadmaps 2025. [www.countyhealthrankings.org](http://www.countyhealthrankings.org).


“

*There are some services available, but there aren't enough to meet the needs of both children and adults in the county.*

- Community Member Interview from Meigs County

”

# #5 HEALTH NEED UNMET NEED FOR MENTAL HEALTHCARE



## FINDINGS FROM OUR COMMUNITY:

- 44% of community survey respondents ranked unmet need for mental healthcare as a priority health need.
- Adult mental health was the #3 ranked health outcome that needs to be addressed in the community, while youth mental health was ranked #8.
- Many community residents reported that the area needs more mental health providers (data shows that access to mental health providers is lower than the state average, although it has improved since the last assessment).

## PRIORITY POPULATIONS MOST AFFECTED:

- In the community survey, the following groups were more likely to rate unmet need for mental healthcare as a concern:
  - Higher-income people
  - More educated people
  - People ages 45-54

***“We don’t have the best referral services, because there is a high turnover of staff at mental health facilities.”***

- Community Member Interview  
from Meigs County

## INTERVIEW FINDINGS:

### Top issues/barriers:

- Workforce shortage in mental health services
- High suicide rate
- Stigma

### Sub-populations most affected:

- Elderly
- Children/youth
- People with chronic mental illness

### Top resources, services, programs, and/or community efforts:


- See Appendix E

## SUGGESTIONS FROM OUR COMMUNITY:

- Recruit and retain mental health providers in the community.
- Expand access to crisis intervention and suicide prevention services.
- Reduce stigma around mental health through community education campaigns.
- Integrate mental health services into primary care and school settings.

# #6 HEALTH NEED

## PHYSICAL ACTIVITY



Meigs County shows lower rates of poor physical health and has a higher prevalence of exercise participation compared to the Ohio averages.

PREVALENCE OF POOR PHYSICAL HEALTH	
ADULTS (18+), 2023	
SERVICE AREA	Percent by Ohio BRFSS Region 14, 2023
Meigs County	13.9%
<b>Ohio</b>	<b>17.1%</b>


PREVALENCE OF NO EXERCISE	
ADULTS (18+), 2023	
SERVICE AREA	Percent by Ohio BRFSS Region 14, 2023
Meigs County	33.6%
<b>Ohio</b>	<b>26.4%</b>

Source: Ohio Behavioral Risk Factor Surveillance System: 2023 Annual Report. Chronic Disease Epidemiology and Evaluation Section, Bureau of Health Improvement and Wellness, Ohio Department of Health, 2025.



# #6 HEALTH NEED

## PHYSICAL ACTIVITY



### FINDINGS FROM OUR COMMUNITY:

- 34% of community survey respondents ranked physical activity as a priority health need.
- The top 3 chronic diseases that interview respondents and community residents talked about the most were obesity, diabetes, and heart disease. One contributing health factor to this chronic disease and other top chronic diseases is a lack of physical activity.
- Lack of transportation makes it difficult to utilize recreational activities.
- Sedentary lifestyle and motivation are common contributing factors to a lack of physical activity.

### PRIORITY POPULATIONS MOST AFFECTED:

- In the community survey, the following groups were more likely to rate physical activity as a concern:
  - Higher-income people
  - More educated people
  - People ages 35-54
  - People with attention deficit disorder, hypertension, and/or a mental health condition.



***We have plenty of opportunities and offerings for physical activity, but it's more of a challenge getting the community to engage.***

- Community Member Interview  
from Meigs County



### INTERVIEW FINDINGS:

#### Top issues/ barriers:

- Lack of exercise facilities
- Transportation barriers
- Limited outdoor recreation
- Sedentary lifestyle

#### Sub-populations most affected:

- Adults
- Elderly
- Children/youth
- Low-income

#### Top resources, services, programs, and/or community efforts:

- See Appendix E

### SUGGESTIONS FROM OUR COMMUNITY:

- Develop and promote community physical activity programs for all ages.
- Improve access to safe parks, trails, and recreational facilities.
- Create walkable infrastructure and bike paths in communities.
- Offer low-cost or free exercise programs at schools and community centers.



# #7 HEALTH NEED ACCESS TO CHILDCARE



The average household in Meigs County spends 34.4% of its income on childcare for two children, which is **slightly higher** than the average in Ohio (31.7%).



## NUMBER OF CHILD CARE CENTERS

FOR CHILDREN UNDER 5 YEARS OLD (PER 1,000 CHILDREN), 2010-2022

Meigs County	Ohio
8.2	8.0

Source: County Health Rankings & Roadmaps 2025. [www.countyhealthrankings.org](http://www.countyhealthrankings.org).

# #7 HEALTH NEED ACCESS TO CHILDCARE



## FINDINGS FROM OUR COMMUNITY:

- 32% of community survey respondents ranked access to childcare as a priority health need.
- The available childcare options have extremely long waitlists and are expensive.
- Parents must call in to work or school because they do not have childcare.
- Some parents choose not to work since childcare can cost more than they make working.

## PRIORITY POPULATIONS MOST AFFECTED:

- In the community survey, the following groups were more likely to rate access to childcare as a concern:
  - Less educated people
  - People ages 35-44



***We have a couple of daycares in the county, but they are always busy. The biggest thing I hear is the affordability of sending your child to childcare. Many people cannot afford it.***

- Community Member Interview  
From Meigs County



## INTERVIEW FINDINGS:

### Top issues/barriers:

- Lack of childcare capacity
- Cost barriers
- Impacts employment

### Sub-populations most affected:

- Single parents
- Low-income
- Rural communities

### Top resources, services, programs, and/or community efforts:


- See Appendix E

## SUGGESTIONS FROM OUR COMMUNITY:

- Expand availability of affordable, quality childcare options in the community.
- Increase state-funded childcare vouchers for low-income families.
- Support the development of new childcare facilities in underserved areas.
- Develop flexible childcare options for parents with non-traditional work schedules.

# #8 HEALTH NEED

## LOCAL ACCESS TO CARE



According to the Health Resources & Services Administration, Meigs County has **less** access to primary care providers than the state overall, based on the ratios of population to primary care providers. Access to primary care **decreased** in Meigs County from 2018 to 2022.

### RATIO OF POPULATION TO PRIMARY CARE PHYSICIANS



Source: County Health Rankings & Roadmaps 2022. [www.countyhealthrankings.org](http://www.countyhealthrankings.org).

Meigs County's clinical care is ranked **85th out of Ohio's 88** counties for having no providers in most specialty areas. The county also has less access to dental care providers than the state overall.

Source:

- Kelli Coughlin Schoen, Katie Murphy, and Amanda White. "Assessing the Impact of the Meigs County Health Department: A Social Return on Investment Analysis." Ohio University's Voinovich School of Leadership and Public Service, 2025
- County Health Rankings & Roadmaps 2023. [www.countyhealthrankings.org](http://www.countyhealthrankings.org).


### POPULATION TO DENTISTS



Source: County Health Rankings & Roadmaps 2023. [www.countyhealthrankings.org](http://www.countyhealthrankings.org).

# #8 HEALTH NEED

## LOCAL ACCESS TO CARE



### FINDINGS FROM OUR COMMUNITY:

- 29% of community survey respondents ranked local access to care as a priority health need.
- There is a transportation barrier for populations such as the elderly, disabled, low-income, and rural populations.
- Multiple respondents stated that there is a lack of specialist care providers available, and they are required to travel multiple hours for specialty care.
- Multiple respondents stated that there is a severe lack of dental and vision care for those on Medicaid.
- Multiple vulnerable populations, including the elderly, non-English speakers, people with disabilities, rural populations, those in the Medicaid coverage gap, and low-income residents, face compounded healthcare access challenges, including transportation barriers, financial constraints, language barriers, and difficulty using digital healthcare tools.

### PRIORITY POPULATIONS MOST AFFECTED:

- In the community survey, the following groups were more likely to rate access to childcare as a concern:
  - More educated people
  - Females
  - People ages 45-54



***Individuals struggling with economics and healthcare rationing is a real thing, and many people delay healthcare services because they can't afford them or they don't have insurance.***

- Community Member Interview  
from Meigs County



### INTERVIEW FINDINGS:

#### Top issues/barriers for access:

- Limited dental provider availability
- Limited access to a specialist
- Transportation barriers

#### Sub-populations most affected:

- Elderly
- Low-income
- Medicaid patients

#### Top resources, services, programs, and/or community efforts:

- See Appendix E

### SUGGESTIONS FROM OUR COMMUNITY:

- Recruit and retain primary care physicians and specialists in the community.
- Expand hours of operation at local health facilities to accommodate working families.
- Improve transportation services to medical appointments.
- Expand telehealth services for routine care and specialist consultations.

# #9 HEALTH NEED TOBACCO/NICOTINE USE



Neither Meigs County (25.1%) nor Ohio (17.1%) meet the Healthy People 2030 Objective for adult cigarette smoking (5%).

PREVALENCE OF SMOKERS			
ADULTS (18+), 2022			
	Meigs	Ohio	HP 2030 Goal
Percent	25.1%	17.1%	5%

Source: County Health Rankings & Roadmaps 2025. [www.countyhealthrankings.org](http://www.countyhealthrankings.org).





# #9 HEALTH NEED TOBACCO/NICOTINE USE

## FINDINGS FROM OUR COMMUNITY:

- 28% of community survey respondents ranked tobacco/nicotine use as a priority health need.
- Many respondents emphasized that smoking is generational.
- There is a lot of use of tobacco products, primarily cigarettes, in older adults.
- Multiple respondents said that vaping is trending among youth, and there is easy access.
- There are multiple programs, organizations, and coalitions working on nicotine/tobacco prevention (Meigs County Health Department and Anti-Vaping campaigns).



***A problem we see in our county is elevated instances of smoking. Statistically, I think we are pretty high up there when compared to the state or national averages.***

- Community Member Interview  
from Meigs County



## PRIORITY POPULATIONS MOST AFFECTED:

- In the community survey, the following groups were more likely to rate tobacco/nicotine use as a concern:
  - Higher-income people
  - More educated people
  - People ages 35-44
  - People with a mental health condition and/or hypertension

## INTERVIEW FINDINGS:

### Top issues/ barriers:

- Youth vaping
- Tobacco and vaping usage rates
- Impact on health

### Sub-populations most affected:

- Youth
- Children
- Elderly

### Top resources, services, programs, and/or community efforts:

- See Appendix E

## SUGGESTIONS FROM OUR COMMUNITY:

- Expand tobacco cessation programs and resources in the community.
- Implement youth prevention programs to reduce tobacco and nicotine initiation.
- Increase access to nicotine replacement therapy and cessation medications.
- Address vaping and e-cigarette use among youth through education and regulation.

# #10 HEALTH NEED

## CRIME AND VIOLENCE




FROM 2020 TO 2023, MEIGS COUNTY EXPERIENCED A **DECLINE** IN PROPERTY CRIME RATES BUT AN **INCREASE** IN VIOLENT CRIME RATES. STATEWIDE, OHIO SAW **DECLINES** IN BOTH PROPERTY CRIME AND VIOLENT CRIME RATES DURING THE SAME PERIOD.

### VIOLENT CRIME AND PROPERTY CRIME

RATES PER 100,000 PERSONS, 2020 AND 2023

	PROPERTY CRIMES				VIOLENT CRIMES			
	NUMBER		RATE		NUMBER		RATE	
	2020	2023	2020	2023	2020	2023	2020	2023
Meigs County	253	164	1,139.2	743.1	22	29	99.1	131.4
<b>Ohio</b>	203,200	197,460	1,721.5	1,676.2	35,538	34,436	301.4	292.4

Source: Federal Bureau of Investigation, Crime Data Explorer. (2020-2023), ORI:OH0530000.  
<https://cde.ucr.cjis.gov/LATEST/webapp/#/pages/explorer/crime/query>



# #10 HEALTH NEED CRIME AND VIOLENCE



## FINDINGS FROM OUR COMMUNITY:

- 23% of community survey respondents ranked crime/violence as a priority health need.
- Most interview respondents said that crime/violence is low in the region. But when it does occur, it is related to substance use disorders.

## PRIORITY POPULATIONS MOST AFFECTED:

- In the community survey, the following groups were more likely to rate crime/violence as a concern:
  - Less educated people
  - People ages 55-64

“

*We don't see too much crime here compared to anywhere else, but most of the crime is related to drug activity or mental health-related issues.*

- Community Member Interview  
from Meigs County

”

### INTERVIEW FINDINGS:

#### Top issues/barriers:

- Drug-related crime
- Crime rate assessment
- Human trafficking
- Crime affecting people with mental illness

#### Sub-populations most affected:

- Low-income
- Children

#### Top resources, services, programs, and/or community efforts:

- See Appendix E

## SUGGESTIONS FROM OUR COMMUNITY:

- Strengthen community policing and neighborhood watch programs.
- Expand youth violence prevention and intervention programs.
- Address domestic violence through victim services and offender accountability.
- Improve coordination between law enforcement, social services, and healthcare.
- Support reentry programs for individuals leaving incarceration.

# #11 HEALTH NEED EDUCATION (K-12 STUDENT SUCCESS)



**EDUCATIONAL ATTAINMENT IS A KEY DRIVER OF HEALTH.**

**ADULTS IN MEIGS COUNTY ARE LESS LIKELY TO HAVE A COLLEGE OR GRADUATE DEGREE.**

POPULATION, 2019-2023

Level of Education	Meigs County	Ohio
At least high school education	86.8%	91.6%
At least some college education	42.7%	65.8%

Source: County Health Rankings & Roadmaps 2025. [www.countyhealthrankings.org](http://www.countyhealthrankings.org).

*Healthy People 2030* says that “quality childhood development and education programs can play a key role in reducing risky health behaviors and preventing or delaying the onset of chronic disease in adulthood.”

## PRESCHOOL ENROLLMENT

POPULATION OF CHILDREN AGES 3- AND 4-YEARS OLD

Meigs County	Ohio
29.3%	43.5%

Source: U.S. Census Bureau, American Community Survey, S1401, 2023 5-year estimate. <http://data.census.gov>

# #11 HEALTH NEED EDUCATION (K-12 STUDENT SUCCESS)



## FINDINGS FROM OUR COMMUNITY:

- 23% of community survey respondents ranked education as a priority health need.
- Behavioral and mental health challenges are overwhelming for schools, with many students struggling with trauma.
- Many respondents said that the home environment creates barriers to educational success.

## PRIORITY POPULATIONS MOST AFFECTED:

- In the community survey, the following groups were more likely to rate education as a concern:
  - People ages 55-64
  - More educated people
  - Higher-income people



*Behavioral issues with kids entering schools are a big challenge. Sometimes it's trauma-related and causes a lot of issues in school.*

- Community Member Interview  
from Meigs County



## INTERVIEW FINDINGS:

### Top issues/ barriers:

- Educational staffing challenges
- Internet access challenges
- Mental health issues in school
- Attendance issues

### Sub-populations most affected:

- Children of parents with substance use issues
- Low-income
- Young people

### Top resources, services, programs, and/or community efforts:

- See Appendix E

## SUGGESTIONS FROM OUR COMMUNITY:

- Increase funding for schools to support smaller class sizes and updated resources.
- Expand early childhood education programs to improve school readiness.
- Address chronic absenteeism through targeted interventions.
- Improve school-based mental health and behavioral support services.

# #12 HEALTH NEED

## ADVERSE CHILDHOOD EXPERIENCES



**THE U.S. CDC SAYS THAT 5 OF THE TOP 10 LEADING CAUSES OF DEATH ARE ASSOCIATED WITH ADVERSE CHILDHOOD EXPERIENCE (ACES).**

The Ohio Healthy Youth Environments Survey (OHYES!) asked teens about different types of adverse events they might have experienced, including experiencing emotional abuse, sexual abuse or coercion, or experiencing or witnessing physical abuse.

**9.2%** of Gallia-Jackson-Meigs teens reported having experienced three or more ACEs.

ADVERSE CHILDHOOD EVENTS, OHIO		
TEENS, 7 <sup>TH</sup> – 12 <sup>TH</sup> GRADES		
Teen Experience	Gallia-Jackson-Meigs Board	Ohio
You experienced sexual abuse or coercion	N/A	5.3%
A parent or adult in the home hit, beat, kicked, or physically hurt you in any way, not including spanking, ever (at least once)	4.7%	4.1%
Cumulative ACEs score of 3 or more	9.2%	10.6%

Source: Ohio Healthy Youth Environments Survey, 2023-2024 (Gallia-Jackson-Meigs). <https://youthsurveys.ohio.gov/reports-and-insights/ohyes-reports/01-ohyes-reports>

\*N/A indicates data were not available or not reported for the specified year.

# #12 HEALTH NEED

## ADVERSE CHILDHOOD EXPERIENCES



### FINDINGS FROM OUR COMMUNITY:

- 23% of community survey respondents ranked adverse childhood experiences (ACEs) as a priority health need.
- ACEs are very connected to mental health and substance use.
- Multiple respondents expressed that abuse is generational.
- Mental health and trauma at home affect youth academic ability.
- There are a lot of children being raised by kin or grandparents stemming from parental drug use.

### PRIORITY POPULATIONS MOST AFFECTED:

- Gallia-Jackson-Meigs Alcohol, Drug Addiction and Mental Health Services Board (ADAMHS) Board has a higher rate of youth reporting abuse than the state of Ohio.
- In the community survey, the following groups were more likely to rate ACEs as a concern:
  - People ages 35-44
  - More educated people
  - Females

**“A very common theme in this community are children being raised by the grandparents.”**

- Community Member Interview  
from Meigs County

### INTERVIEW FINDINGS:

#### Top issues/barriers:

- Intergenerational caregiving
- Trauma from substance abuse
- Basic needs and environment
- Mental health impact

#### Sub-populations most affected:

- Children of parents with substance use issues
- Children being raised by grandparents
- Young children

#### Top resources, services, programs, and/or community efforts:

- See Appendix E

### SUGGESTIONS FROM OUR COMMUNITY

- Expand trauma-informed care training for professionals working with children.
- Strengthen child protective services and family support systems.
- Increase access to counseling and mental health services for children and families.
- Develop parenting education programs focused on positive parenting practices.

# HEALTH OUTCOMES



## HEALTH NEEDS: HEALTH OUTCOMES

The following pages rank the health outcomes category of health needs. They are ranked and ordered according to the community member survey as seen **on page 23** (note that not every health need has its own section, and some health needs have been combined to form larger categories, such as mental health). Each health need section includes a combination of different data sources collected from our community: secondary (existing) data and primary (new) data – from the community member survey and key informant interviews. Priority populations who are most affected by each health need and experience health disparities are also shown. Finally, where applicable, Healthy People 2030 Goals are highlighted, including the performance of Meigs County and the state compared to the benchmark goal.



**Public Health**  
Prevent. Promote. Protect.

**Meigs County  
Health Department**



# #1 HEALTH OUTCOME OBESITY



The prevalence of adult obesity in Meigs County (48.7%) is **higher** than both the Ohio rate (38.0%) and the Healthy People 2030 goal of 36%.

PREVALENCE OF OBESITY		
ADULT BMI 30+, 2022		
Meigs County	Ohio	HP 2030 Goal
48.7%	38.0%	36%

Source: County Health Rankings & Roadmaps 2025. [www.countyhealthrankings.org](http://www.countyhealthrankings.org)

# #1 HEALTH OUTCOME OBESITY



## FINDINGS FROM OUR COMMUNITY:

- 77% of community survey respondents ranked obesity as a priority health need.
- Respondents reported that it is less expensive to eat fast food than to cook.
- A sedentary lifestyle is common, especially for working adults and children.
- Obesity was reported as a concerning health outcome by a majority of respondents.

## PRIORITY POPULATIONS MOST AFFECTED:

- In the community survey, the following groups were more likely to rate obesity as a concern:
  - People with an Associate's degree
  - People ages 35-44, 45-54, and 55-64



***“ In our population, obesity and inactivity are issues. It would be nice to have a Y.M.C.A or something similar, but a lot of people are not active by choice.***

- Community Member Interview  
from Meigs County



### INTERVIEW FINDINGS:

#### Top issues/barriers:

- Chronic disease management
- Diabetes and heart health
- Environmental and lifestyle factors
- Access to healthcare

#### Sub-populations most affected:

- Low-income population
- Rural communities
- Elderly

#### Top resources, services, programs, and/or community efforts:

- See Appendix E

## SUGGESTIONS FROM OUR COMMUNITY:

- Expand community-based weight management and healthy lifestyle programs.
- Integrate obesity prevention into primary care and pediatric services.
- Promote healthy eating through nutrition education in schools and workplaces.
- Increase opportunities for physical activity in community settings.
- Address food insecurity and access to healthy, affordable foods.

# #2 HEALTH OUTCOME

## CANCER



### CANCER INCIDENCE RATES PER 100,000 PERSONS

AGE-ADJUSTED, 2018-2022 AVERAGE

Cancer Site	Meigs County	Ohio
All sites	<b>519.9</b>	<b>471.1</b>
Breast	122.7	133.0
Prostate	105.3	120.7
Lung and bronchus	94.1	63.3
Colon and rectum	42.0	38.2
Uterus	31.9	30.4
Melanoma of the skin	31.2	27.0
Bladder	19.4	21.5
Non-Hodgkin lymphoma	17.8	18.8
Kidney and renal pelvis	28.9	18.2
Thyroid	12.9	14.1
Pancreas	15.5	14.1
Leukemia	11.7	12.9
Oral cavity and pharynx	16.0	12.9
Ovary	7.1	9.8
Cervix	12.9	7.8
Liver and intrahepatic bile duct	8.8	7.6
Brain and other central nervous system	5.6	6.5
Multiple myeloma	4.9	6.4
Esophagus	7.7	5.8
Larynx	6.8	3.6

Source: Ohio Department of Health, 2025 County Cancer Profiles, utilizing 2018-2022 data. \*Statistically unstable &/or suppressed.  
<https://odh.ohio.gov/wps/portal/gov/odh/know-our-programs/ohio-cancer-incidence-surveillance-system/data-statistics/data-statistics>

# #2 HEALTH OUTCOME CANCER



## FINDINGS FROM OUR COMMUNITY:

- 70% of community survey respondents ranked cancer as a priority health need.
- Cancer is a pressing issue in the community, with multiple respondents expressing that their community has high rates of cancer.
- Multiple respondents expressed that environmental factors are a contributing factor.

## PRIORITY POPULATIONS MOST AFFECTED:

- The four cancer types with the highest diagnosed incidence in the county are breast, prostate, lung and bronchial, and colorectal cancers.
- In the community survey, the following groups were more likely to rate cancer as a concern:
  - 45769 and 45771 ZIP Code residents
  - More educated people
  - People with hypertension



*We live in an area with high cancer rates simply because of the local industries that have been around. Environmental factors, like air quality, play a role.*

- Community Member Interview  
from Meigs County



### INTERVIEW FINDINGS:

#### Top issues/barriers:

- Chronic disease management
- Environmental and lifestyle factors
- Access to healthcare

#### Sub-populations most affected:

- Low-income population
- Rural communities
- Elderly

#### Top resources, services, programs, and/or community efforts:

- See Appendix E

## SUGGESTIONS FROM OUR COMMUNITY:

- Increase access to cancer screening and early detection services.
- Expand tobacco cessation programs to reduce cancer risk.
- Improve access to cancer treatment and specialty care.
- Promote HPV vaccination to prevent cervical and other cancers.
- Address barriers to cancer screening, such as cost, transportation, and awareness.

# #3 HEALTH OUTCOME

## DRUG OVERDOSE DEATHS



Drug overdose deaths in Meigs County far exceed the Healthy People 2030 goal of 20.7 drug overdose deaths per 100,000 persons.

### UNINTENTIONAL OVERDOSE MORTALITY RATE

PER 100,000 PERSONS, AGE-ADJUSTED, FIVE-YEAR AVERAGE

	Meigs County	Ohio	HP 2030 Goal
<b>Drug overdose death rate</b>	73.6	40.3	20.7

Source: Centers for Disease Control and Prevention, National Center for Health Statistics. National Vital Statistics System, Mortality 2018-2023 on CDC WONDER Online Database, released in 2024. Data are from the Multiple Cause of Death Files, 2018-2023, as compiled from data provided by the 57 vital statistics jurisdictions through the Vital Statistics Cooperative Program. <http://wonder.cdc.gov/ucd-icd10-expanded.html>

### OPIOID DRUG OVERDOSE MORTALITY RATE

PER 100,000 PERSONS, AGE-ADJUSTED, FIVE-YEAR AVERAGE

	Meigs County	Ohio	HP 2030 Goal
<b>Opioid overdose death rate</b>	45.3	31.0	13.1

Source: State of Ohio Integrated Behavioral Health Dashboard. <https://data.ohio.gov/wps/portal/gov/data/view/ohio-ibhd> \*Rates calculated using population from ACS, DP05, 2023 5-year estimate.

Neither Meigs County nor Ohio meet the Healthy People 2030 goal of not exceeding a rate of 13.1 opioid-involved overdose deaths per 100,000 people.

# #3 HEALTH OUTCOME

## DRUG OVERDOSE DEATHS



### FINDINGS FROM OUR COMMUNITY:

- 59% of community survey respondents ranked drug overdose deaths as a priority health need.
- Mental health issues are often connected to substance use disorder.
- Multiple respondents felt that there are gaps in treatment and that wait times are a barrier.

### PRIORITY POPULATIONS MOST AFFECTED:

- In the community survey, the following groups were more likely to rate drug overdose deaths as a concern:
  - Higher-income people
  - People with an Associate's degree
  - People ages 45-54



“

***We had 10 overdose deaths in 2024, our highest year. So, a lot of deaths have been Fentanyl-related. People are taking substances that they think are normal and don't know that it has Fentanyl in them.***

- Community Member Interview  
from Meigs County

”

### INTERVIEW FINDINGS:

#### Top issues/barriers:

- Treatment and service access
- Drug overdose incidents
- Tobacco & vaping

#### Sub-populations most affected:

- Youth
- Children affected by substance abuse
- Low-income

#### Top resources, services, programs, and/or community efforts:

- See Appendix E

### SUGGESTIONS FROM OUR COMMUNITY:

- Expand access to medication-assisted treatment for opioid use disorder.
- Increase distribution and training on naloxone use for overdose reversal.
- Strengthen coordination between emergency services, treatment providers, and recovery supports.
- Address the connection between addiction and mental health through integrated treatment.

# #4 HEALTH OUTCOME

## ADULT MENTAL HEALTH



**Mental health improves with age, rising income, and increasing level of education.**

### AVERAGE NUMBER OF POOR MENTAL HEALTH DAYS

ADULTS, IN PAST 30 DAYS, AGE-ADJUSTED, 2022

Service Area	Average # of Days, All Adults
Meigs County	7.0
<b>Ohio</b>	<b>6.1</b>

Source: County Health Rankings & Roadmaps 2025. [www.countyhealthrankings.org](http://www.countyhealthrankings.org).

### FREQUENT MENTAL DISTRESS: POOR MENTAL HEALTH

ADULTS, 14+ DAYS THIS MONTH, BY OHIO BRFSS REGION 14, 2023

Service Area	Percent
Meigs County	21.5%
<b>Ohio</b>	<b>17.1%</b>

Source: Ohio Behavioral Risk Factor Surveillance System: 2023 Annual Report. Chronic Disease Epidemiology and Evaluation Section, Bureau of Health Improvement and Wellness, Ohio Department of Health, 2025.

### DEPRESSION AND SUICIDAL IDEATION

ADULTS (18+), BY OHIO BRFSS REGION, REGION 14, 2023

Service Area	Depression	Suicidal Ideation
Meigs County	26.2%	N/A
<b>Ohio</b>	<b>25.0%</b>	<b>5.1%</b>

Source: Ohio Behavioral Risk Factor Surveillance System: 2023 Annual Report. Chronic Disease Epidemiology and Evaluation Section, Bureau of Health Improvement and Wellness, Ohio Department of Health, 2025.

# #4 HEALTH OUTCOME

## ADULT MENTAL HEALTH



### FINDINGS FROM OUR COMMUNITY:

- 58% of community survey respondents ranked adult mental health as a priority health need.

### PRIORITY POPULATIONS MOST AFFECTED:

- In the community survey, the following groups were more likely to rate adult mental health as a concern:
  - 45769 ZIP Code residents
  - Higher-income people
  - People ages 35-44 (more likely to say they have a mental health condition)



*There's a lot of generational trauma in families here, like long-term poverty, and it affects many of us who have mental health issues.*

- Community Member Interview  
from Meigs County



### INTERVIEW FINDINGS:

#### Top issues/barriers:

- Workforce shortage in mental health services
- Stigma and cultural barriers
- Limited access to mental health services

#### Sub-populations most affected:

- Elderly
- Rural communities
- People with chronic mental illness

#### Top resources, services, programs, and/or community efforts:

- See Appendix E

### SUGGESTIONS FROM OUR COMMUNITY:

- Recruit and retain mental health providers specializing in adult services.
- Expand access to crisis intervention and suicide prevention services.
- Reduce stigma around mental health through community education and awareness campaigns.
- Integrate mental health screening and treatment into primary care settings.
- Address co-occurring substance abuse and mental health disorders.

# #5 HEALTH OUTCOME

## DIABETES



Diabetes rates rise with age and is highly impacted by income and level of education. The prevalence of diabetes is slightly higher in Meigs County (15.6%) than in Ohio (13.2%).

### PREVALENCE OF DIABETES AND PRE-DIABETES

ADULTS (18+), BY OHIO BRFSS REGION 14, 2023

Service Area	Diabetes	Pre-Diabetes
Meigs County	15.6%	8.9%
Ohio	13.2%	11.9%

Source: Ohio Behavioral Risk Factor Surveillance System: 2023 Annual Report. Chronic Disease Epidemiology and Evaluation Section, Bureau of Health Improvement and Wellness, Ohio Department of Health, 2025.



# #5 HEALTH OUTCOME

## DIABETES



### FINDINGS FROM OUR COMMUNITY:

- 51% of community survey respondents ranked diabetes as a priority health need.
- Diabetes is driven by diet (eating unhealthily) and a lack of physical activity.
- Diabetes was reported as a concerning health outcome by many interviewees.
- People reported that it is less expensive to eat fast food than to cook.
- Diabetes is a common concern and coincides with heart disease and obesity.

### PRIORITY POPULATIONS MOST AFFECTED:

- In the community survey, the following groups were more likely to rate diabetes as a concern:
  - 45771 ZIP Code residents
  - Higher-income people
  - People with an Associate's degree
  - People age 55-64 (more likely to say they have diabetes)
  - People with diabetes and/or hypertension



***Diabetes is a huge concern here in the community. It can be generational. Obesity has become rampant more in rural and impoverished area, because it is cheaper sometimes to go and get a cheeseburger from McDonald's than to cook a meal.***

- Community Member Interview  
from Meigs County



### INTERVIEW FINDINGS:

#### Top issues/barriers:

- Chronic disease management
- Environmental and lifestyle factors
- Access to healthcare

#### Sub-populations most affected:

- Low-income population
- Rural communities
- Elderly

#### Top resources, services, programs, and/or community efforts:

- See Appendix E

### SUGGESTIONS FROM OUR COMMUNITY:

- Expand diabetes prevention programs for at-risk individuals.
- Improve access to diabetes self-management education and support.
- Increase screening for prediabetes and diabetes in primary care settings.
- Promote healthy eating and physical activity to prevent and manage diabetes.

# #6 HEALTH OUTCOME HEART DISEASE



The prevalence of circulatory diseases, including heart disease (11.0%), is higher in Meigs County than in the state of Ohio (7.4%).

## PREVALENCE OF HEART DISEASE AND STROKE

ADULTS (18+), BY OHIO BRFSS REGION 14, 2023

SERVICE AREA	HEART DISEASE	STROKE
Meigs County	11.0%	4.6%
Ohio	7.4%	3.8%

Source: Ohio Behavioral Risk Factor Surveillance System: 2023 Annual Report. Chronic Disease Epidemiology and Evaluation Section, Bureau of Health Improvement and Wellness, Ohio Department of Health, 2025.



# #6 HEALTH OUTCOME

## HEART DISEASE



### FINDINGS FROM OUR COMMUNITY:

- 50% of community survey respondents ranked heart disease as a priority health need.
- Heart disease was the #1 reason for death last year.
- Respondents reported that heart disease often coincides with high cholesterol, obesity, hypertension, and diabetes.
- Heart disease is driven by diet (eating unhealthily) and a lack of physical activity.
- Multiple respondents said that poverty and lack of nutritious foods contribute to heart disease.

### PRIORITY POPULATIONS MOST AFFECTED:

- In the community survey, the following groups were more likely to rate heart disease as a concern:
  - Higher-income people
  - People with a Bachelor's degree
  - People age 35+ (more likely to say they have heart disease and/or hypertension)
  - People with hypertension



***There is a lot of heart disease, especially in young people.***

- Community Member Interview  
from Meigs County



### INTERVIEW FINDINGS:

#### Top issues/barriers:

- Chronic disease management
- Environmental and lifestyle factors
- Access to healthcare

#### Sub-populations most affected:

- Low-income
- Rural communities
- Elderly

#### Top resources, services, programs, and/or community efforts:

- See Appendix E

### SUGGESTIONS FROM OUR COMMUNITY:

- Promote cardiovascular disease prevention through community education.
- Expand access to blood pressure and cholesterol screening.
- Support chronic disease management programs in primary care settings.
- Promote heart-healthy behaviors, including nutrition, physical activity, and tobacco cessation.

# #7 HEALTH OUTCOME

## YOUTH DRUG USE



9<sup>th</sup> through 12<sup>th</sup> grade students were surveyed for the Ohio Healthy Youth Environments Survey (OHYES!) in Gallia-Jackson-Meigs county region. **13.3%** responded that they had taken their first drink of more than a few sips of **alcohol before the age of 13**.

None of the teens in the Gallia-Jackson-Meigs county region reported that they had driven drunk in the past month; however, 3.8% shared that they had ridden in a car with someone who had been drinking in the past month.

TEEN ALCOHOL AND BINGE DRINKING EXPERIENCE		
TEENS, 9 <sup>TH</sup> – 12 <sup>TH</sup> GRADE		
Teen Experience	Gallia-Jackson-Meigs Board	Ohio
Had first drink of more than a few sips before the age of 13	13.3%	12.5%
At least one drink, one or more times, past month	7.8%	8.7%
Perceive binge drinking as moderate or great risk	68.3%	69.5%
Drove while drinking at least once, past 30 days	0.0%	0.5%
Rode with someone who was drinking, and least once, past 30 days	3.8%	4.9%

Source for Ohio: Ohio Healthy Youth Environments Survey, 2023-2024 (Gallia-Jackson-Meigs). <https://youthsurveys.ohio.gov/reports-and-insights/ohyes-reports/01-ohyes-reports>

# #7 HEALTH OUTCOME

## YOUTH DRUG USE



**Youth are more impacted by substance use due to their developing brains.**

Source: National Institute on Drug Abuse, *The Adolescent Brain and Substance Use*. <https://nida.nih.gov/research-topics/adolescent-brain-substance-use>

**Based on data from the Ohio Healthy Youth Environment Survey (OHYES!), youth in the Gallia-Jackson-Meigs region are initiating marijuana use at early ages, and while many report not using in the past 30 days, a notable portion indicate regular or frequent use.**

<b>MARIJUANA USE</b>		
TEENS 12 AND OLDER, 7 <sup>TH</sup> -12 <sup>TH</sup> GRADE, PARTICIPATING SCHOOLS		
<b>Teen Experience</b>	<b>Gallia-Jackson-Meigs Board</b>	<b>Ohio</b>
Tried for first time before age 13 years	4.1%	4.3%
Used marijuana or hashish during past 30 days	3.6%	5.9%
Perceive parents would feel it would be wrong or very wrong to use marijuana	90.4%	87.9%
Perceive peers feel it would be wrong or very wrong to use marijuana	78.0%	74.7%
Youth perceive marijuana use (1-2x per week) as moderate or great risk	58.5%	59.2%
Did not use marijuana in past 30 days	96.4%	94.1%
Used marijuana 1-2 times in past 30 days	40.0%	27.9%
Used marijuana 3-9 times in past 30 days	13.3%	20.9%
Used marijuana 10-19 times in past 30 days	20.0%	13.7%
Used marijuana 20-39 times in past 30 days	6.7%	11.1%
Used marijuana 40 or more times in past 30 days	20.0%	26.4%

Source for Ohio: Ohio Healthy Youth Environments Survey, 2023-2024 (Gallia-Jackson-Meigs). <https://publicapps.odh.ohio.gov/EDW/DataBrowser/Browse/MHYouthSurvey>

# #7 HEALTH OUTCOME YOUTH DRUG USE



## FINDINGS FROM OUR COMMUNITY:

- 47% of community survey respondents ranked youth drug use as a priority health need.
- Youth drug use stems from poor mental health.
- Most interview respondents reported that vaping is the biggest problem with youth related to nicotine use.

## PRIORITY POPULATIONS MOST AFFECTED:

- In the community survey, the following groups were more likely to rate youth drug use as a concern:
  - Higher-income people
  - People with an Associate's degree



“

*The younger community is affected by vaping. There have been several instances of selling to underage kids and usage in school.*

- Community Member Interview  
from Meigs County

”

## INTERVIEW FINDINGS:

### Top issues/barriers:

- Drug overdose death
- Treatment access
- Family and community impact

### Sub-populations most affected:

- Children being raised by adults with substance use disorder
- Low-income
- Children being raised by grandparents

### Top resources, services, programs, and/or community efforts:

- See Appendix E

## SUGGESTIONS FROM OUR COMMUNITY:

- Implement evidence-based substance use prevention programs in schools.
- Expand youth-focused substance abuse treatment services.
- Address vaping and e-cigarette use through education and policy.
- Develop positive youth development programs that build protective factors.
- Improve access to mental health services for youth with substance use issues.



## #8 HEALTH OUTCOME YOUTH MENTAL HEALTH



Like frequent mental distress, levels of diagnosed depression and suicide generally fall with age, rising income, and increasing levels of education.

### YOUTH SUICIDE IDEATION/ATTEMPTS

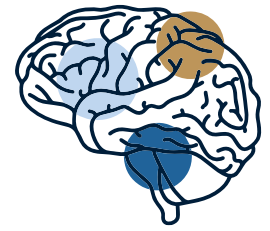
PAST 12 MONTHS, 9<sup>TH</sup> – 12<sup>TH</sup> GRADE YOUTH

Suicide-Related Behaviors	Gallia-Jackson-Meigs Board	Ohio
Seriously considered attempting	11.9%	13.2%
Attempted one or more times	22.6%	22.2%
Attempt resulted in injury, poisoning or overdose that had to be treated	8.3%	22.6%

➤ Source for Ohio: Ohio Healthy Youth Environments Survey, 2023-2024 (Gallia-Jackson-Meigs). <https://youthsurveys.ohio.gov/reports-and-insights/ohyes-reports/01-ohyes-reports>

# #8 HEALTH OUTCOME

## YOUTH MENTAL HEALTH



### FINDINGS FROM OUR COMMUNITY:

- 43% of community survey respondents ranked youth mental health as a priority health need.
- Interview respondents said that there is stigma around mental health and asking for help.
- Access to mental healthcare is lacking, and there are long wait times if accessible.

### PRIORITY POPULATIONS MOST AFFECTED:

- In the community survey, the following groups were more likely to rate youth mental health as a concern:
  - People with an Associate's degree
  - People with attention deficit disorder and/or a mental health condition

“

***There is a lot of depression and anxiety among teenagers and younger kids in school.***

- Community Member Interview  
from Meigs County

”

#### INTERVIEW FINDINGS:

##### Top issues/barriers:

- Stigma and cultural beliefs
- Limited access to mental health services
- School mental health issues

##### Sub-populations most affected:

- Youth

##### Top resources, services, programs, and/or community efforts:

- See Appendix E

### SUGGESTIONS FROM OUR COMMUNITY:

- Expand school-based mental health services and counseling.
- Increase youth suicide prevention programs and crisis intervention services.
- Train teachers and school staff in recognizing mental health warning signs.
- Improve access to child and adolescent psychiatrists and therapists.
- Address social media and cyberbullying impacts on youth mental health.



# #9 HEALTH OUTCOME

## CHILDHOOD CONDITIONS

According to the 2023 Ohio Behavioral Risk Factor Surveillance System (BRFSS) Annual Report, **6.8%** of children statewide have been diagnosed with asthma. County-level BRFSS estimates for childhood asthma were not available for Meigs County.

PREVALENCE OF CHILD ASTHMA	
AGE 0 – 17, 2023	
OHIO	6.8%

Source: Ohio Behavioral Risk Factor Surveillance System: 2023 Annual Report. Chronic Disease Epidemiology and Evaluation Section, Bureau of Health Improvement and Wellness, Ohio Department of Health, 2025.

According to Ohio Department of Health data, Meigs County is assigned a lead-risk level of 11, indicating a high risk for elevated blood lead levels among residents. There is no safe level of lead in the blood.

Source: <https://odh.ohio.gov/wps/portal/gov/odh/know-our-programs/childhood-lead-poisoning/for-healthcare-providers/lead-testing-requirements-and-zip-codes>



# #9 HEALTH OUTCOME

## CHILDHOOD CONDITIONS



### FINDINGS FROM OUR COMMUNITY:

- 9% of community survey respondents ranked childhood conditions (asthma and lead) as a priority health need.
- Emotional and behavioral health for youth and children was a common concern.

### PRIORITY POPULATIONS MOST AFFECTED:

- Meigs had high-risk ZIP Codes for child blood lead levels.

### INTERVIEW FINDINGS:

#### Top issues/barriers:

- Intergenerational trauma
- Trauma from substance abuse
- Basic needs and environment
- Mental health impact

#### Sub-populations most affected:


- Children of parents with substance use issues
- Children being raised by grandparents
- Young children

#### Top resources, services, programs, and/or community efforts:

- See Appendix E

According to the Cleveland Clinic, risk factors for childhood asthma include:

- Allergies
- Family history
- Frequent respiratory infections
- Exposure to tobacco smoke before and/or after birth
- Being male
- Being African American
- Being raised in a low-income environment



### SUGGESTIONS FROM OUR COMMUNITY:

- Expand asthma education and management programs for families.
- Address environmental triggers for asthma in homes and schools.
- Increase lead screening for children at risk.
- Remediate lead hazards in older housing stock.
- Develop school-based asthma management programs.

# #10 HEALTH OUTCOME

## INFANT MORTALITY/ MATERNAL MORBIDITY/ PRETERM BIRTHS



Meigs County scores **85 out of 100** on the Maternal Vulnerability Index, meaning mothers in the county face higher-than-average risks for negative health outcomes.

The infant mortality rate for Ohio **does not meet the Healthy People 2030 objective of 6.4 deaths per 1,000 live births.**

Data for Meigs County was not available.

INFANT MORTALITY	
DEATHS WITHIN 1 YEAR, 2017-2023	
Service Area	Deaths per 1,000 Births
Ohio	7.1

Source: County Health Rankings & Roadmaps 2025. [www.countyhealthrankings.org](http://www.countyhealthrankings.org).

BIRTH RATE IN TEENAGE MOTHERS	
AGES 15-19 YEARS OLD, 2017-2023	
Service Area	Births per 1,000 Females
Meigs County	25.9
Ohio	17.4

Source: County Health Rankings & Roadmaps 2025. [www.countyhealthrankings.org](http://www.countyhealthrankings.org).

# #10 HEALTH OUTCOME

## INFANT MORTALITY/ MATERNAL MORBIDITY/ PRETERM BIRTHS



### FINDINGS FROM OUR COMMUNITY:

- 4% of community survey respondents ranked infant mortality/maternal morbidity/preterm births as a priority health need.
- Community programs such as WIC, Safe Sleep, and Help Me Grow are widely used.

### PRIORITY POPULATIONS MOST AFFECTED:

- In the community survey, the following groups were more likely to rate infant mortality/maternal morbidity/preterm births as a concern:
  - Higher-income people
  - People ages 35-44



***Some women don't access maternal health care soon enough. They usually wait until their pregnancy reaches the second trimester before they get care.***

- Community Member Interview  
from Meigs County



### INTERVIEW FINDINGS:

#### Top issues/barriers:

- Education and information needs
- Delayed/limited prenatal care
- Access to care

#### Sub-populations most affected:

- Mothers using substances
- Amish
- Young mothers

#### Top resources, services, programs, and/or community efforts:

- See Appendix E

### SUGGESTIONS FROM OUR COMMUNITY:

- Expand access to prenatal care, especially in rural areas.
- Increase home visiting programs for at-risk pregnant women and new mothers.
- Address maternal substance abuse through treatment and support services.
- Strengthen Safe Sleep campaigns to reduce infant mortality.
- Increase access to family planning services to support healthy pregnancy spacing.

# LEADING CAUSES OF DEATH



**THE TOP TWO LEADING CAUSES OF DEATH IN MEIGS COUNTY AND OHIO ARE HEART DISEASE AND CANCER.**

## MORTALITY RATES

PER 100,000 PERSONS, CRUDE, FIVE-YEAR AVERAGE

Cause of Death	Meigs County	Ohio
All causes	1,531.8	1,160.2
Heart disease	306.2	253.0
Ischemic heart disease	174.2	131.6
Cancer	268.5	212.2
Unintentional injury	124.8	79.6
Chronic Lower Respiratory Disease	107.7	57.7
Stroke	83.5	59.9
Alzheimer's disease	50.3	44.2
Diabetes	47.6	35.8
Pneumonia and flu	26.0	15.8
Kidney disease	26.0	19.6
Suicide	N/A	15.0
Liver disease	N/A	15.9
Hypertension/ hypertensive renal failure	N/A	4.2
Parkinson's disease	N/A	13.2
Unintentional Drug Overdose	73.6	40.3

Source: Centers for Disease Control and Prevention, National Center for Health Statistics. National Vital Statistics System, Mortality 2018-2023.  
<http://wonder.cdc.gov/ucd-icd10-expanded.html>

\*N/A indicates data were not available or not reported for the specified year.

# LEADING CAUSES OF DEATH

## CANCER



In Meigs County, the highest rate of cancer mortality is lung cancer at 75.4 deaths per 100,000. Care should be taken when considering cancers with low annual counts, which applies to most cancers in these relatively low-population counties.

CANCER MORTALITY RATES		
PER 100,000 PERSONS, AGE-ADJUSTED, FIVE-YEAR AVERAGE		
Cancer Site	Meigs County	Ohio
All sites	268.5	212.2
Lung	75.4	52.9
Breast (Female)	18.9	14.2
Prostate (Male)	N/A	10.5
Colon/Rectum	19.8	18.2

Source: Centers for Disease Control and Prevention, National Center for Health Statistics. National Vital Statistics System, Mortality 2018-2023. <http://wonder.cdc.gov/ucd-icd10-expanded.html>

\*N/A indicates data were not available or not reported for the specified year.



## STEP 6

# DOCUMENT, ADOPT/POST, AND COMMUNICATE RESULTS



### **IN THIS STEP, MEIGS COUNTY HEALTH DEPARTMENT:**

- Wrote an easily understandable Community Health Assessment (CHA) report
- Adopted and approved CHA report
- Disseminated the results so that it was widely available to the public



**Public Health**  
Prevent. Promote. Protect.

**Meigs County  
Health Department**



# DOCUMENT, ADOPT/POST, AND COMMUNICATE RESULTS

Meigs County Health Department (MCHD) worked with Moxley Public Health to pool expertise and resources to conduct the 2026-2029 Meigs County Community Health Assessment (CHA). By gathering secondary (existing) data and conducting new primary research as a team (through interviews with community leaders and a community member survey), the stakeholders will be able to understand the community's perception of health needs. Additionally, MCHD will be able to prioritize health needs with a clearer understanding of how each need compares to benchmarks and how important they are based on rankings from service area residents.

The 2026-2029 Meigs County CHA, which builds upon the prior assessment completed in 2023, meets all Public Health Accreditation Board (PHAB) and Ohio state requirements.

## **REPORT ADOPTION, AND AVAILABILITY**

This CHA report was adopted by MCHD and Get Healthy Meigs! and made widely available on the MCHD website in January 2026.

MCHD: <https://meigs-health.com/general-resources/>



# CONCLUSION & NEXT STEPS



## THE NEXT STEPS WILL BE:

- Develop a Community Health Improvement Plan (CHIP) for 2027-2029
- Select priority health needs
- Choose indicators to view for impact change for 2026-2029 priority health needs
- Develop smart objectives for CHIP
- Select evidence-based and promising strategies to address priority health needs



**Public Health**  
Prevent. Promote. Protect.

**Meigs County  
Health Department**

# CONCLUSION

## NEXT STEPS FOR MEIGS COUNTY HEALTH DEPARTMENT (MCHD)



- Select a final list of priority health needs to address using a set of criteria that is recommended by Moxley Public Health, MAPP 2.0, and PHAB (Public Health Accreditation Board) and approved by MCHD and Get Healthy Meigs!. The process for determining which health needs will be prioritized will be fully transparent to the public. The information on why certain needs were identified as priorities and why other needs will not be addressed will also be public knowledge.
- Get Healthy Meigs! (including the health department and other organizations throughout the service area) will select strategies to address priority health needs and priority populations. We will use, but not be limited by, information from community members and stakeholders and evidence-based strategies recommended by the Ohio Department of Health.
- The 2027-2029 Community Health Improvement Plan (CHIP) (that includes indicators and SMART objectives to successfully monitor and evaluate the improvement plan) draft will be submitted for final approval by the Board of Health and Get Healthy Meigs!. Once approved, the final draft will be publicly posted and made widely available to the community.



## APPENDIX A

# IMPACT AND PROCESS EVALUATION



## IMPACT AND PROCESS EVALUATION

The following tables indicate the priority health needs selected from the 2023-2026 Meigs County Community Health Assessment (CHA) and the impact of the 2023-2026 Community Health Improvement Plan (CHIP) on these priority health needs (based on the most recent available data from 2025). The tables that follow are not exhaustive of these activities but highlight what has been achieved in the service area since the previous CHA. The impact data (indicators of each priority health need to show if it is getting better or worse) and process data (to show whether the strategies are happening or not) will be reported and measured in an evaluation plan. That data will be reported annually and in the next CHA.



**Public Health**  
Prevent. Promote. Protect.

**Meigs County  
Health Department**

APPENDIX A:  
**IMPACT AND PROCESS EVALUATION OF PREVIOUS  
 IMPROVEMENT PLAN (2023-2026)**

**PRIORITY #1: ACCESS TO CARE**

**Goal 1.1.: Ohio University Heritage College of Osteopathic Medicine (OUHCOM)  
 Services Information Distribution to Population**

<b>OBJECTIVE</b>	<b>MEASURE</b>	<b>ACTION STEPS</b>	<b>TIMEFRAME</b>	<b>LEAD</b>	<b>STATUS</b>
By December 31, 2026, 5% of Meigs County population will be supplied with information about comprehensive and specialized care at OUHCOM	Baseline: 0  Target:	<ul style="list-style-type: none"> <li>• Collect promotional materials</li> <li>• Identify populations to distribute promotional materials to</li> <li>• Identify means of distributing promotional materials</li> <li>• Distribute promotional materials</li> </ul>	Start: January 1, 2024  End: December 31, 2026	<ul style="list-style-type: none"> <li>• Meigs County Health Department (MCHD)</li> <li>• Get Healthy Meigs!</li> <li>• OUHCOM</li> <li>• Gallia Meigs Community Action Agency</li> <li>• Integrated Services</li> <li>• Mobility Management</li> <li>• Hopewell</li> <li>• Alzheimer’s Association</li> <li>• Promedica</li> <li>• Meigs County Library</li> </ul>	Unfortunately, we had no real means of documenting material distribution. However, as mentioned above, paper material is distributed as necessary, and mobile clinic information is posted on Facebook in order to reach as many as possible.

# APPENDIX A: IMPACT AND PROCESS EVALUATION OF PREVIOUS IMPROVEMENT PLAN (2023-2026)

PRIORITY #1: ACCESS TO CARE					
Goal 1.2: Improve availability and accessibility of screening services with use of Lung Screening Unit					
OBJECTIVE	MEASURE	ACTION STEPS	TIMEFRAME	LEAD	STATUS
By December 2023, The James/Ohio State University Wexner Medical Center (OSUWMC) will provide mobile lung cancer screening services in Meigs County on two dates	Baseline: 0  Target: 2	<ul style="list-style-type: none"> <li>OSUWMC will meet with the Meigs County Cancer Initiative to discuss events and promotional materials</li> <li>Create/revise promotional materials</li> <li>Distribute promotional materials</li> <li>Fill appointment calendar</li> <li>Provide education</li> <li>Determine Community Champion</li> </ul>	Start: November 9, 2023  End: June 30, 2024	<ul style="list-style-type: none"> <li>Meigs County Health Department (MCHD)</li> <li>OSUWMC</li> <li>Meigs County Cancer Initiative</li> <li>Hopewell Health</li> </ul>	Various versions of the lung screening unit have come to Meigs County (specifically to the Meigs County Health Department) between November 2023 and September 2025. The first two visits (11/9/2023 and 3/12/2024) resulted in successful screenings of 15 people, which 2 were given a cancer diagnosis. As mentioned above, two additional visits were cancelled while the unit was onsite due to technical issues with the unit. However, this goal is considered complete due to the success of the first two visits.

# APPENDIX A: IMPACT AND PROCESS EVALUATION OF PREVIOUS IMPROVEMENT PLAN (2023-2026)

## PRIORITY #2: MENTAL/BEHAVIORAL HEALTH

### Goal 2.1.: Reduce overdose deaths

OBJECTIVE	MEASURE	ACTION STEPS	TIME-FRAME	LEAD	STATUS
By December 31, 2024, develop one Suicide/Overdose Review Board in Meigs County	Baseline: 21 (2022)  Target: 10% reduction	<ul style="list-style-type: none"> <li>• Lead agencies meet to establish a group</li> <li>• Appoint staff in January (Done-Juli Simpson)</li> <li>• Hold an organizational meeting (via various methods &amp; individual meetings)</li> <li>• Visit other counties to see examples (Yes, also, various conferences &amp; online learning)</li> <li>• Meet with Coroner to establish data collection procedure (Simpson met with Susan &amp; Angie 12/2024)</li> </ul>	Start: January 1, 2024  End: December 31, 2026	MCHD	The MCHD's Juli Simpson trained for and organized the inception of the Meigs County Overdose and Suicide Fatality Review Board. This goal is considered complete.

# APPENDIX A: IMPACT AND PROCESS EVALUATION OF PREVIOUS IMPROVEMENT PLAN (2023-2026)

## PRIORITY #2: MENTAL/BEHAVIORAL HEALTH

### Goal 2.2.: : Increase Number of Participants in Harm Reduction Programs at County Health Departments

OBJECTIVE	MEASURE	ACTION STEPS	TIME-FRAME	LEAD	STATUS
By December 31, 2026, develop and implement an education campaign about effectiveness of harm reduction services	Baseline: 3265  Target: 4000	<ul style="list-style-type: none"> <li>Meet with the Meigs Community Coalition committee to identify opportunities to provide community outreach</li> <li>Provide information at community events, fairs, and festivals</li> <li>Provide trainings on syringe exchange programs, Naloxone use, and other harm reduction strategies at community forums such as Chamber of Commerce, Family &amp; Children First, etc.</li> </ul>	Start: January 1, 2024  End: December 31, 2026	<ul style="list-style-type: none"> <li>MCHD</li> <li>Behavioral Health providers</li> </ul>	The target and baseline numbers were taken from a goal associated with the GJM ADAMHS Board and so are not entirely relevant. However, the MCHD is providing harm reduction education as much as possible with the distribution of Narcan and Fentanyl Test Strips at appropriate events and with presentations and newspaper articles. Therefore, this goal is considered complete.

# APPENDIX A: IMPACT AND PROCESS EVALUATION OF PREVIOUS IMPROVEMENT PLAN (2023-2026)

PRIORITY #3: HEALTH PROMOTION/LACK OF AND ACCESS TO PHYSICAL ACTIVITY					
Goal 3.1.: Increase number of businesses implementing a wellness program that will include a physical activity aspect					
OBJECTIVE	MEASURE	ACTION STEPS	TIMEFRAME	LEAD	STATUS
By December 31, 2026, two Meigs County businesses/ Organizations will develop Employee Wellness program or initiatives that will include some aspect of physical activity	Baseline: 0  Target: 2	<ul style="list-style-type: none"> <li>• Conduct introduction meeting</li> <li>• Establish and share list of small steps that can be used to launch the “bigger picture” later</li> </ul>	Start: October 1, 2023  End: December 31, 2026	<ul style="list-style-type: none"> <li>• Uplift Fitness (Chase Jenkins)</li> <li>• MCHD (Juli Simpson)</li> <li>• Hopewell (Sarah Grace)</li> </ul>	9/26/25: This goal has not really gone anywhere, with the exception of the MCHD’s Wellness initiatives. The MCHD has been working on updating their Wellness Policy, is working on a staff wellness room, and has been working with the Nook on providing sound therapy sessions for the MCHD staff.

# APPENDIX A: IMPACT AND PROCESS EVALUATION OF PREVIOUS IMPROVEMENT PLAN (2023-2026)

PRIORITY #3: HEALTH PROMOTION/LACK OF AND ACCESS TO PHYSICAL ACTIVITY					
Goal 3.2: Reimplement to increase use of Book-a-Bike Program					
OBJECTIVE	MEASURE	ACTION STEPS	TIMEFRAME	LEAD	STATUS
By December 31, 2026, re-implement one Book-a-Bike program at the Meigs County Library	Baseline: 0  Target: 1	<ul style="list-style-type: none"> <li>Assess current condition of the bikes</li> <li>Locate funding source</li> <li>Coordinate repairs</li> <li>Promote program</li> </ul>	Start: October 1, 2023  End: December 31, 2026	<ul style="list-style-type: none"> <li>Meigs County Library</li> <li>Mobility Management</li> <li>MCHD</li> </ul>	9/26/25: The Book-a-Bike program has been reinstated. Rental information from the previous 4-5 months is unknown at this time. Additionally, September had 10 rentals and October had 3 rentals. June, July, and August have not been reported. Still this goal is considered complete due to a successful relaunch of the Book-a-Bike program.

# APPENDIX B **BENCHMARK COMPARISONS**



## **BENCHMARK COMPARISONS**

The following table compares Meigs County Service Area rates of the identified health needs to national goals called **Healthy People 2030 Objectives**. These benchmarks show how the service area compares to national goals for the same health need. This appendix is useful for monitoring and evaluation purposes in order to track the impact of our Community Health Improvement Plan (CHIP) to address priority health needs.



**Public Health**  
Prevent. Promote. Protect.

**Meigs County  
Health Department**

## APPENDIX B:

# HEALTHY PEOPLE OBJECTIVES & BENCHMARK COMPARISONS

Where data were available, Meigs County service area health and social indicators were compared to the Healthy People 2030 objectives. The **black** indicators are Healthy People 2030 objectives that did not meet established benchmarks, and the **blue** items met or exceeded the objectives. Certain indicators were not reported, marked as N/R. [Healthy People Objectives](#) are released by the U.S. Department of Health and Human Services every decade to identify science-based objectives with targets to monitor progress, motivate, and focus action. Meigs County rates marked with an asterisk (\*) are crude rates.

BENCHMARK COMPARISONS			
INDICATORS	DESIRED DIRECTION	MEIGS COUNTY	HEALTHY PEOPLE 2030 OBJECTIVES
High school graduation rate (9th grade cohort that graduates in 4 years)	▲	87.5%	90.7%
<b>Child health insurance rate</b>	▲	<b>97.5%</b>	<b>92.1%</b>
Adult health insurance rate	▲	88.6%	92.4%
Ischemic heart disease deaths	▼	174.2	71.1 per 100,000 persons
Cancer deaths	▼	268.5	122.7 per 100,000 persons
Colon/rectum cancer deaths	▼	19.8	8.9 per 100,000 persons
Lung cancer deaths	▼	75.4	25.1 per 100,000 persons
Female breast cancer deaths	▼	18.9	15.3 per 100,000 persons
Stroke deaths	▼	83.5	33.4 per 100,000 persons
Unintentional injury deaths	▼	124.8	43.2 per 100,000 persons
Unintentional drug-overdose deaths	▼	73.6	20.7 per 100,000 persons
Adults, ages 18+, obese	▼	48.7%	36.0%, adults ages 20+
<b>Adults engaging in binge drinking</b>	▼	<b>19.8%</b>	<b>22.7%</b>
Cigarette smoking by adults	▼	25.1%	6.1%
Medicare enrollee annual influenza vaccinations	▲	42.0%	70.0%, all adults

Source:

- Centers for Disease Control and Prevention, National Center for Health Statistics. National Vital Statistics System, Mortality 2018-2023. <http://wonder.cdc.gov/ucd-icd10-expanded.html>
- County Health Rankings & Roadmaps 2025. [www.countyhealthrankings.org](http://www.countyhealthrankings.org).
- U.S. Census Bureau, American Community Survey, DP03, 2023 5-year estimate. <http://data.census.gov>

## APPENDIX C

# KEY INFORMANT INTERVIEW PARTICIPANTS



### KEY INFORMANT INTERVIEW PARTICIPANTS

Listed on the following page are the names of **5** leaders, representatives, and members of the community who were consulted for their expertise on the needs of the community. The following individuals were identified by the Community Health Assessment (CHA) team as leaders based on their professional expertise and knowledge of various target groups throughout the service area.



**Public Health**  
Prevent. Promote. Protect.

**Meigs County  
Health Department**

# APPENDIX C: KEY INFORMANT INTERVIEW PARTICIPANTS MEIGS COUNTY

A total of 5 leaders, representatives, and members of the community were consulted for their expertise on the needs of the community, representing populations such as students and youth, parents and families, rural residents, caregivers of older adults, individuals with disabilities and special needs, those experiencing mental health or substance use challenges, seniors and older adults, faith-based community members, and unemployed or underemployed residents. The list of interview participants can be seen below.

INTERVIEW PARTICIPANTS		
NAME(S)	ROLE	ORGANIZATION
1. Brenda Barnhart	Pastor	Meigs Ministerial Assn/Lil Lamb Preschool
2. Courtney Midkiff	Administrator	Meigs County Health Department
3. Kristi Eblin	Executive Director	Meigs County Library
4. Michelle Stumbo	Area 24 Leader and Extension Educator, 4-H Youth Development/Agriculture and Natural Resources	Ohio State University Extension/Meigs County
5. Robin Harris	Executive Director	Gallia-Jackson-Meigs ADAMHS Board

## APPENDIX D

# COMMUNITY MEMBER SURVEY



### **COMMUNITY MEMBER SURVEY**

On the following pages are the questions and demographic results from the community survey distributed to residents of Meigs County to gather their perspectives and experiences regarding the health assets and needs of the community they call home. A total of **290** responses were submitted by Meigs County residents.



**Public Health**  
Prevent. Promote. Protect.

**Meigs County  
Health Department**

# APPENDIX D:

# COMMUNITY MEMBER SURVEY

Welcome!

Meigs County Health Department is conducting a Community Health Needs Assessment to identify and assess the health needs of the community. We are asking community members (those who live and/or work in these counties) to complete this **10-minute** survey. This information will help guide us as we consider services, programs, and policies that will benefit the community.

Be assured that this process is completely anonymous - we cannot access your name or any other identifying information. Your individual responses will be kept strictly confidential and the information will only be presented in aggregate (as a group). Your participation in this survey is entirely voluntary and you are free to leave any of the questions unanswered/skip questions you prefer not to answer (so only answer the questions you want to answer!). Thank you for helping us to better serve our community!

**1. Which county do you live or reside in? (choose one)**

- Athens
- Gallia
- Jackson
- Mason
- Meigs
- Vinton
- Prefer not to answer

**2. Where do you live or reside? (choose ZIP Code from dropdown menu)**

**3. Where do you work? (choose ZIP Code from dropdown menu)**

**4. Which of the following best describes your age?**

- Under 18
- 18-24
- 25-34
- 35-44
- 45-54
- 55-64
- 65+
- Prefer not to answer

**5. What is your gender identity? (select all that apply)**

- Female
- Male
- Prefer not to answer
- Other/Not Listed (feel free to specify)

**6. What is your sexual orientation? (select all that apply)**

- Heterosexual or straight
- Gay
- Lesbian
- Bisexual
- Asexual
- Prefer not to answer
- Don't know
- Other/Not Listed (feel free to specify)

**7. What is your race and/or ethnicity? (select all that apply)**

- Asian
- Black or African American
- Hispanic/Latino/a
- White/Caucasian
- Multiracial/More than one race
- Native American/Alaska Native
- Native Hawaiian/Pacific Islander
- Prefer not to answer
- Other/Not Listed (feel free to specify)

**8. Which is your primary language spoken at home?**

- English
- Spanish
- Prefer not to answer
- Other/Not Listed (feel free to specify)

**9. What is the highest level of education you have completed?**

- Less than a High School diploma
- High School degree or equivalent
- Some college but no degree
- Trade School or Vocational Certificate
- Associate's degree (e.g. AA, AS)
- Bachelor's degree (e.g. BA, BS)
- Graduate degree (e.g. MA, MS, PhD, EdD, MD)
- Prefer not to answer

**10. Are you currently employed?**

- Yes, full-time (30 hours per week or more)
- Yes, part-time (less than 30 hours per week)
- Not employed - but looking for work
- Not employed - not actively looking for work
- Student
- Retired
- Disabled
- Prefer not to answer

**11. What is your annual household income?**

- Less than \$20,000
- \$20,000-\$34,999
- \$35,000-\$49,999
- \$50,000-\$74,999
- \$75,000-\$99,999
- Over \$100,000
- Prefer not to answer

# APPENDIX D:

## COMMUNITY MEMBER SURVEY

### 12. Do you have/experience any of the following? (select all that apply)

- Attention deficit
- Autism
- Blind or visually impaired
- Cancer
- Chronic Liver Disease/Cirrhosis
- Chronic Obstructive Pulmonary Disease (COPD)
- Deaf or hard of hearing
- Dementia (e.g. Alzheimer's and other worsening confusion and cognitive decline)
- Diabetes
- Health-related disability
- Heart disease and/or stroke
- Kidney disease
- Learning Disability
- Mental health condition
- Mobility-related disability
- Parkinson's Disease
- Speech-related disability
- Substance use disorder
- Thoughts of suicide
- None
- Prefer not to answer
- Other/Not Listed (feel free to specify or tell us more)

### 13. What is your current living situation? (select all that apply)

- I have a steady place to live
- I have a place to live today, but I am worried about losing it in the future
- I do not have a steady place to live (I am temporarily staying with others)
- I am staying in a shelter
- I am living outside
- I am living in a car
- I am living elsewhere
- Prefer not to answer
- Other/Not Listed (feel free to specify)

### 14. Have you experienced any of the following types of abuse in the past year? (select all that apply)

- Physical violence (punching, hitting, slapping, kicking, strangling, or physically restraining someone against their will, use of weapons, etc.)
- Sexual (rape or other forced sexual acts, unwanted touching, etc.)
- Verbal/Emotional (hurtful words, insults, etc.)
- Mental/psychological (negatively affecting someone's mental health, manipulation, etc.)
- Financial/Economic (using money/finances to control someone)
- Elder (an intentional act or failure to act that causes or creates a risk of harm to an older adult)
- Cultural/Identity (discrimination based on race, culture, religion, sexual orientation, gender identity, disability, class, age, etc.)
- Prefer not to answer
- Other/Not Listed (feel free to specify)

### 15. Have you experienced any of the following types of abuse in the past year? (select all that apply)

- Physical violence (punching, hitting, slapping, kicking, strangling, or physically restraining someone against their will, use of weapons, etc.)
- Sexual (rape or other forced sexual acts, unwanted touching, etc.)
- Verbal/Emotional (hurtful words, insults, etc.)
- Mental/psychological (negatively affecting someone's mental health, manipulation, etc.)
- Financial/Economic (using money/finances to control someone)
- Elder (an intentional act or failure to act that causes or creates a risk of harm to an older adult)
- Cultural/Identity (discrimination based on race, culture, religion, sexual orientation, gender identity, disability, class, age, etc.)
- Prefer not to answer
- Other/Not Listed (feel free to specify)

### 16. While it can be hard to choose, do your best to select what you feel are the TOP 5 COMMUNITY CONDITIONS/SOCIAL DETERMINANTS OF HEALTH\* of concern in your community? (please check your top 5)

- Access to childcare
- Adverse childhood experiences
- Crime/Violence
- Education (K-12 student success)
- Health insurance
- Housing affordability/quality
- Local access to healthcare
- Nutrition and access to healthy foods
- Physical activity
- Poverty and employment
- Tobacco and nicotine use/smoking/vaping
- Unmet need for mental health care
- Other/Not Listed (feel free to specify)

### 17. While it can be hard to choose, do your best to select what you feel are the TOP 5 HEALTH OUTCOMES (e.g. impacts, diseases, conditions, etc.) of concern in your community? (please check your top 5)

- Adult mental health (includes suicide and depression)
- Cancer
- Childhood conditions - asthma and lead
- Diabetes
- Drug overdose deaths
- Obesity
- Heart disease
- Infant mortality/maternal morbidity/preterm births
- Youth drug use
- Youth mental health (includes suicide and depression)
- Other/Not Listed (feel free to specify)

### 18. Do you have any other feedback or comments to share with us?

Thank you! Please send this survey to anyone you know who lives and/or works in Athens, Gallia, Jackson, Mason, Meigs, or Vinton Counties.

# APPENDIX D:

## COMMUNITY MEMBER SURVEY DEMOGRAPHICS

- The most represented ZIP Code was **45769 (32%)**.
- The most represented age groups were **ages 45-54 (25%) and ages 35-44 (23%)**. There was underrepresentation from the 18-24 and 65+ age groups.
- **Females** were more represented than males at **85%** of respondents.
- The majority (**95%**) of respondents were heterosexual or straight.
- **97%** of respondents were **White**.
- **99%** of respondents speak **English** at home.
- **26%** of respondents have completed an **Associate's degree**, while another 17% have completed a **Bachelor's degree**. Nearly all respondents have at least a high school diploma.
- **65%** of respondents are **employed full-time**.
- **27%** of respondents have a **household income of over \$100,000 per year**. Lower-income respondents were underrepresented.
- **98%** of respondents have a **steady place to live**.



# APPENDIX E

# QUICK REFERENCE GUIDE



**Public Health**  
Prevent. Promote. Protect.

**Meigs County  
Health Department**

**Quick Reference Guide**

Meigs County Health Department  
112 East Memorial Drive, Suite A, Pomeroy, OH 45769

PHONE: 740-992-6626

WIC: 740-992-0392

FAX: 740-992-0836

[www.meigs-health.com](http://www.meigs-health.com)



**Public Health**  
Prevent. Promote. Protect.

**Fire Dept./EMS .....911**  
**Pomeroy Police.....911**  
**Middleport Police.....911**  
**Crisis & Suicide Lifeline..988**

**Emergency**  
**Holzer Meigs ER ..... 740-992-4821**  
**Poison Control ..... 800-222-1222**  
**Ohio HWY Patrol ..... 740-992-2397**  
**Meigs Sheriff.....740-992-3371**

**Victim's Assistance .....740-992-1720**  
**Crisis Text Line..... text 4HOPE**  
**to 741 741**  
**Crisis Line..... 1-800-252-5554**

**Abuse**

**CHILDREN & ELDER**

Meigs Co. DJFS.....740-992-2117

**DOMESTIC**

Community Assault Prev.....800-809-6111  
Human Trafficking Hotline.....888-373-7888  
My Sister's Place.....800-443-3402  
OH Sexual Violence Helpline.....844-644-6435  
Sojourners (youth shelter).....740-596-1117  
Southern OH Shelter.....800-570-1819  
SquareOne Services.....740-441-5809  
Survivor Advocacy Outreach.....740-591-4266  
Victim's Assist. Program.....740-992-1720

**Alcohol & Drug Abuse**

Affect Therapeutics.....323-522-2218  
Alcoholics/Narcotics Anon.....740-592-2711  
Cardinal Recovery.....740-446-6020  
Celebrate Recovery.....740-416-6155  
Children's Ctr of OH Boys.....740-379-9083  
Girls.....740-256-1766  
Field of Hope.....740-245-3051  
Gallia, Jackson, Meigs Bd of Alcohol, Drug &  
Mental Health Services.....740-446-3022  
Health Recovery Services.....740-992-5277  
Hopewell Centers.....740-992-0540  
Integrated Services.....800-321-8293  
Medical Service Options.....740-441-9800  
My Hope for Tomorrow.....304-857-6494  
Ohio Valley Physicians.....740-446-4600  
Pinnacle Treatment Ctr.....740-274-4246  
PowerClean Recovery.....740-742-2888  
PRISM.....740-888-1377  
Recover Together.....740-628-0181  
Rural Women's Recovery Prog.....740-593-6152  
Spero Health.....877-787-7376  
STEPS of Recovery.....740-441-9800  
The Recovery Council.....740-835-8485  
TPC Wellness.....740-479-8968  
TASC (12 years and up).....740-992-3965  
W4C Recovery.....740-577-3834

**Assistance**

Ohio Benefit Bank .....740-444-4400  
Social Security Athens... 740-594-1032  
Gallia.....800-325-0778

**FOOD/CLOTHING/HOUSEHOLD**

Cheshire Baptist Church.....740-367-7801  
Community Action.....740-444-4400  
Community Food Initiat.....740-593-5971  
Friends and Neighbors.....740-667-0684  
God's Hands God's.....740-645-7609  
Humane Society Thrift.....740-992-6064  
Golden Harvest Food Pantry.....740-378-6175  
Manna & More Pantry.....740-667-6793  
Meals on Wheels.....740-992-2161  
Meigs Cooperative Parish.....740-992-7400  
Meigs Co. DJFS.....740-992-2117

Mulberry Country Kitchen.....740-992-9919  
New 2 You Thrift.....740-949-2229  
Portland Comm. Outreach.....304-210-6295  
Racine Blessing Boxes.....740-949-2229  
River of Life Pantry.....740-742-2060  
Remnants of Faith.....740-992-4183  
Senior Fam Market Coupons.....800-331-2644  
SE Ohio Foodbank.....740-385-6813  
WIC Program.....740-992-0392  
Zerkle House of Hope.....304-773-5211  
**ORGANIZATIONS**  
Alzheimer's Assoc.....513-342-3490  
American Red Cross.....740-593-5273  
Athens AIDS Task Force.....740-592-4397  
Buckeye Community Svcs.....740-992-1913  
Cancer Resource Center.....740-992-6626  
Cancer Society.....888-227-6446  
Diabetes Association.....800-342-2383  
Down's Syndrome Assoc.....614-263-6020  
Heart Association.....800-282-0291  
Meigs Canine Shelter-Adopt.....740-992-3779  
Salvation Army.....513-516-1771

**Children & Family Needs**

Family & Children First.....740-444-7610  
Juvenile Court.....740-992-6205  
Ohio RISE.....740-438-9552

**ADOPTION, FOSTERCARE, CHILD**

**SUPPORT, CHILD CARE**

Meigs Co. DJFS.....740-992-2117  
Oasis Foster Care Ntwk.....740-698-0340  
Ohio KAN.....844-OHIO-KAN

**ORGANIZED ACTIVITIES**

4-H.....740-992-6696  
Boy Scouts of America.....304-675-6830  
Girl Scouts of America.....740-992-1579  
SE Ohio Youth Mentoring.....740-797-0037

**PROGRAMS**

CMH (Children-26 Health).....740-992-6626  
Cooperative Parish.....740-992-7400  
Healthcheck.....740-992-2117  
Health Department.....740-992-6626  
Help Me Grow HomeVisit.....740-371-3322  
Natural Freedom Wellns.Ctr.....740-698-6031  
WIC.....740-992-0392

**Community Centers**

Chester.....740-667-6793  
Mulberry.....740-992-7400  
Portland.....740-843-5358  
Ravenswood-Hispanic.....304-273-9910  
Rutland.....740-742-2121  
Syracuse.....740-992-2365

**Disaster Response**

American Red Cross.....740-593-5273  
ARC Columbus.....614-251-1443  
Community Action.....740-444-4400  
Cooperative Parish.....740-992-7400  
EMA.....740-992-4541

EMS.....740-992-6663  
FEMA.....800-621-3362  
Health Department/MRC.....740-992-6626  
United Fund for Meigs Co.....740-992-6377

**Education**

**ADULT**

ABLE/GED Meigs Co DJFS.....740-444-7641  
Buckeye Hills Career Ctr.....740-245-5334  
Gallipolis Career College.....800-214-0452  
Hocking College.....877-462-5464  
Ohio University.....740-593-1300  
Rio Grande (Meigs).....740-992-1880  
Tri-County Vocational.....800-637-6508

**DEVELOPMENTAL DISABILITIES**

Carleton School.....740-992-6681  
Inclusions.....740-416-3055  
Meigs Industries.....740-992-6212

**PRESCHOOL**

Bright Beginnings.....740-992-1404  
Eastern Preschool/HeadStart.....740-985-3304  
Little Lamb.....740-508-1327  
Meigs Preschool/HeadStart.....740-992-1740  
Mid-Valley Christian.....740-992-6249  
Southern Local.....740-949-4222

**PRIVATE SCHOOLS**

Mid-Valley Christian.....740-992-2962  
Ohio Valley Christian.....740-446-0374

**PUBLIC SCHOOL SYSTEMS**

Eastern.....740-667-6079  
Meigs.....740-992-2153  
Southern.....740-949-2611

**Elderly**

Area Agency on Aging.....800-331-2644  
Community Action.....740-444-4400  
Cooperative Parish.....740-992-7400  
Council on Aging Meigs Co.....740-992-2161  
Daybreak.....740-596-2303  
Holzer Assisted Living.....740-441-9633  
Holzer Senior Outreach.....800-920-8860  
Meals on Wheels.....740-992-2161  
Senior Comm Food Boxes.....740-385-6813

**Employment Services**

Hopewell Health Ctr.....740-992-0540  
Meigs Board of DD/Carleton.....740-992-6681  
Ohio Means Jobs Meigs Co.....740-444-7641  
Vantage Workforce Solutions...740-353-5238

**Genealogy**

Chester Courthouse.....740-985-9822  
Health Department.....740-992-6626  
Meigs County Library.....740-992-5813  
Meigs County Museum.....740-992-3810

# Appendix E:

## Health

### BREASTFEEDING

Holzer.....	740-446-5163
La Leche League Athens.....	740-593-3618
Gallipolis.....	740-446-6314
O'Bleness/OhioHealth.....	740-592-9364
WIC.....	740-992-0392

### CLINICS

Eastern Care Clinic.....	740-570-2002
Health Department.....	740-992-6626
Holzer Cancer Center.....	740-446-3064
Holzer Clinic Meigs.....	740-992-0060
Hopewell Health Ctr.....	740-992-0540
OhioHealth Racine Clinic.....	740-949-2683
OU Heritage Comm.Clinic.....	740-593-2432
Planned Parenthood.....	740-593-6979
RiverValleyHealth&WellnessCtr.....	304-273-1033
Southern Local Wellness Ctr.....	740-949-2348
WellnessOnWheels Primary Care..	740-331-7373

### DENTAL

Hopewell Eastern.....	740-570-2002
Pomeroy.....	740-992-0540
Racine.....	740-444-5247

### HOME HEALTH

Amedisys Hospice.....	740-374-9105
BestOne Homecare.....	740-444-5220
Buckeye Hills Regional Council...800-331-2644	
Buckeye Hospice.....	740-281-2243
Daybreak.....	740-596-2303
Elite Home Nursing Svcs.....	740-444-1196
Heartland Hospice.....	740-682-0270
Holzer Home Care.....	888-225-1135
Holzer Hospice.....	740-992-7463
OhioHealth Home Care.....	614-566-0222
OhioHealth Hospice.....	614-566-5377
Ohio Valley Home Hlth.....	866-441-1393
Shriver's Hospice.....	740-487-1241
Transitions Home Health.....	740-860-3201

### HOSPITALS

CAMC.....	304-348-5432
Cabell Huntington.....	304-526-2000
Camden Clark.....	304-424-2111
Cincinnati Children's.....	513-636-4200
Columbus Children's NCH.....	800-875-5437
Fairfield Med.Center.....	740-687-8000
Grant.....	614-566-9000
Holzer Gallipolis.....	740-446-5000
Jackson General W.....	304-372-2731
Marietta Memorial.....	800-523-3977
Mt. Camel East.....	614-234-6000
Mt. Camel West.....	614-234-5000
O'Bleness/Ohio Health.....	740-593-5551
OSU Medical Center.....	614-293-8000
OSU James Cancer Center.....	614-293-5066
River's Health (Pleasant Valley)..	304-675-4340
Riverside Methodist.....	614-566-5000
St. Mary's.....	304-526-1234

### SPEECH & HEARING

Bend Area Therapy Ctr.....	304-857-6513
Holzer Clinic.....	740-992-0060
OU Speech & Hearing.....	740-593-1404

### VISION

Lions Club (Jeff Wamer).....	740-992-5479
Meigs Co. Health Dept.....	740-992-6626
Racine Optometric Clinic.....	740-949-2078
Vision Source Meigs.....	740-691-5008

# Quick Reference Guide

## WOMEN'S HEALTH

Gallia Co Health Dept.....	740-441-2956
Holzer Clinic Gallipolis.....	877-446-5937
Hopewell Health Ctr.....	740-992-0540
Komen SE Navigator.....	740-423-4076
Meigs Co Health Dept.....	740-992-6626
OU-Heritage Comm.Clinic.....	740-593-2432
O'Bleness/Ohio Health.....	740-594-8819
Preg. Resource Ctr. Athens.....	740-592-4700
SE Breast & Cerv.Cancer Proj.....	800-236-6253
WellnessOnWheels OB/GYN.....	740-331-7373

## Health Inspect./Environmental

Meigs Co. Health Dept.....	740-992-6626
Meigs Soil & Water Cons.....	740-992-4282

## Housing

Community Action/HEAP.....	740-444-4400
Good Works.....	740-594-3339
Habitat for Humanity.....	740-592-0032
HEAP.....	740-444-4400
HUD Meigs Housing Authority.....	740-992-2733
Integrated Services Housing.....	740-270-6701

## Libraries

Eastern Library.....	740-985-3747
Middleport Library.....	740-992-5713
Pomeroy Library.....	740-992-5813
Racine Library.....	740-949-8200

## Medicaid, Medicare, Insurance

Buckeye Comm. Health.....	866-246-4356
Buckeye Hills Regional Council...800-331-2644	
Care Source.....	800-488-0134
Hopewell (navigator).....	740-992-0540
Meigs Co. DJFS.....	740-992-2117
Molina.....	800-642-4168
Ohio Medicaid Hotline.....	800-324-8680
Paramount.....	800-462-3589
United Health Care.....	800-895-2017

## Medical Equipment

Active Medical.....	304-397-6599
Bowman's Medical Supp.....	740-446-7283
Continuity of Care.....	304-675-6100
RuralAction Med.Supp...740-677-4047 ext630	
Shriners.....	740-992-2418

## Mental Health

Appalachian Behav. Health.....	740-594-5000
CharlieHealth Virtual Therapy.....	406-316-3700
Field of Hope.....	740-245-3051
Gallia, Jackson, Meigs Bd of Alcohol, Drug & Mental Health Services.....	740-446-3022
Health Recovery Services.....	740-992-5277
Holzer BehavHlth & Recov.....	740-446-5298
Hopewell Centers.....	740-992-0540
Integrated Services.....	740-444-5895
Mobile Response&Stabil.Svcs.....	740-656-6122
Prestera.....	304-399-7776
Rural Minds.....	800-226-8113
Square One.....	740-441-5809
Worthington Center.....	304-485-5185

## Misc.

Chamber of Commerce.....	740-992-5005
County Commissioners.....	740-992-2895
Legal Aid.....	800-686-3669
LGBTQ Legal Clinic.....	614-224-0400
OSU Extension Meigs.....	740-992-6696

## Nursing Homes

The Arbors/Rocksprings Rhb.....	740-992-6606
Darst's Private Care Home.....	740-992-5023
Holzer Senior Care.....	740-446-5001
Overbrook Rehab Center.....	740-992-6472

## Police/Sheriff Offices Non-emergency

Meigs Sheriff.....	740-992-3371
Middleport Police.....	40-992-6424
Pomeroy Police.....	740-992-6411

## Prescription (RX) Assistance

Buckeye Hills Regional Council...800-331-2644	
Health Department.....	740-992-6626
Holzer Meigs.....	740-992-0060
The Medicine Program.....	573-996-7300
Meigs DJFS.....	740-992-2117
Ohio's Best R/X.....	866-923-7879
Old RX Drop-Of.....	740-992-3371
OU-Heritage Comm.Clinic.....	740-593-2432
PAN Foundation.....	866-316-7263
Parish Nurse.....	740-992-7400
Rising Suns Pharmacy.....	740-447-5025

## Support Groups

Alcoholics/Narcotics Anon.....	740-592-2711
Alzheimer's Assoc.....	513-342-3490
Autism.....	40-446-8598
Brain Injury.....	614-481-7100
Cancer.....	800-227-2345
Celebrate Recovery.....	740-416-0891
HIV.....	740-592-4397
Holzer Hospice (Grief).....	740-441-3541
Hopewell Centers.....	740-992-0540
Lost Voices.....	740-444-9236

## Transportation

CareSource Transport.....	800-488-0134
Community Action.....	740-444-4400
Green Cab.....	740-200-3500
Hopewell.....	740-992-0540
Humana Access2Care.....	855-739-5986
Meigs Co. Cancer Initiative.....	740-992-6626
Meigs DJFS Medicaid Transpo....	740-444-7639
Meigs Mobility Mgmt.....	740-992-2119
Meigs Co. Public Transit.....	740-444-5555
Meigs Senior Citizens.....	740-992-2161
Mobility Solution Ctr.....	833-342-5423
Need A Lift.....	740-709-0177
On-The-Go Transport.....	740-645-2268

## Veterans Services

Meigs Veteran's Services.....	740-992-2820
St Joseph Recovery Ctr.....	304-916-1881
Support Serv for Vet.Families.....	740-444-4400
VA Clinic Gallipolis.....	740-446-3934
VA General.....	800-827-1000
VA Housing.....	740-367-7341
VA Medical Athens.....	740-593-7314
Chillicothe.....	800-358-8262
Veterans Outreach.....	740-508-7175

\*Visit [www.meigs-health.com](http://www.meigs-health.com) for a printable copy of this guide.\*Contact 740- 992-6626 to report changes.

Updated 12/2025 JS

## APPENDIX F

# PUBLIC HEALTH ACCREDITATION BOARD (PHAB) CHECKLIST: COMMUNITY HEALTH ASSESSMENT



### **MEETING THE PHAB REQUIREMENTS FOR COMMUNITY HEALTH ASSESSMENT**

The Public Health Accreditation Board (PHAB) Standards & Measures serves as the official guidance for PHAB national public health department accreditation and includes requirements for the completion of Community Health Assessments (CHAs) for local health departments. The following page demonstrates how this CHA meets the PHAB requirements.



**Public Health**  
Prevent. Promote. Protect.

**Meigs County  
Health Department**

# APPENDIX F:

## PHAB CHA REQUIREMENTS CHECKLIST

PUBLIC HEALTH ACCREDITATION BOARD REQUIREMENTS FOR COMMUNITY HEALTH ASSESSMENTS			
YES	PAGE #	PHAB REQUIREMENTS CHECKLIST	NOTES/ RECOMMENDATIONS
✓	4, 88	<p>a. A list of participating partners involved in the CHA process. Participation must include:</p> <ul style="list-style-type: none"> <li>i. At least 2 organizations representing sectors other than governmental public health.</li> <li>ii. At least 2 community members or organizations that represent populations who are disproportionately affected by conditions that contribute to poorer health outcomes.</li> </ul>	<p>Integrated throughout the report</p> <p>Community member survey included a question that asked respondents to select their top community health needs and rate the importance of addressing each health need</p>
✓	4-23	b. The process for how partners collaborated in developing the CHA.	
✓	12-15, 22-23	<p>c. Comprehensive, broad-based data. Data must include:</p> <ul style="list-style-type: none"> <li>i. Primary data.</li> <li>ii. Secondary data from two or more different sources.</li> </ul>	<p>Primary and secondary data is integrated together throughout the report</p>
✓	12-15	<p>d. A description of the demographics of the population served by the health department, which must, at minimum, include:</p> <ul style="list-style-type: none"> <li>i. The percent of the population by race and ethnicity.</li> <li>ii. Languages spoken within the jurisdiction.</li> <li>iii. Other demographic characteristics, as appropriate for the jurisdiction.</li> </ul>	
✓	12-15, 22-23	<p>e. A description of health challenges experienced by the population served by the health department, based on data listed in required element (c) above, which must include an examination of disparities between subpopulations or sub-geographic areas in terms of each of the following:</p> <ul style="list-style-type: none"> <li>i. Health status</li> <li>ii. Health behaviors</li> </ul>	<p>Integrated throughout the report. Health disparities and potential priority populations are listed clearly for EACH health need</p>
✓	12-15, 22-23	f. A description of inequities in the factors that contribute to health challenges (required element e), which must, include social determinants of health or built environment.	<p>Integrated throughout the report. Health disparities and potential priority populations are listed clearly for EACH health need</p>
✓	93-95	<p>g. Community assets or resources beyond healthcare and the health department that can be mobilized to address health challenges.</p> <p>The CHA (or CHA) must address the jurisdiction as described in the description of Standard 1.1.</p>	



**Public Health**  
Prevent. Promote. Protect.

---

**Meigs County  
Health Department**



[www.moxleypublichealth.com](http://www.moxleypublichealth.com)